



Precision Thin Film Nichrome Chip Resistors

PCF Series

Features

- Precision thin film technology
- Extended ohmic range 1R - 3M
- Precision to $\pm 0.01\%$ and 1ppm/ $^{\circ}\text{C}$
- Passivated range for superior humidity performance
- Load life stability and humidity to 0.05%
- AEC-Q200 grade available



 All parts are Pb-free and comply with EU Directive 2011/65/EU amended by (EU) 2015/863 (RoHS3)

Electrical Data - Standard Range

Type	TCR (ppm/ $^{\circ}\text{C}$)	Power (W)	Limiting Element Voltage (V)	Ohmic Value Range ¹				
				1% & 0.5%	0.25%	0.1%	0.05%	0.01%
PCF0201	50 25	0.031	15	49R9-33K 49R9-5K				
PCF0402	50 25 15 10 5 3 2 1	0.063	25	10R-205K	49R9-70K 49R9-12K 49R9-5K	49R9-12K 49R9-3K		
PCF0603	50 25 15 10 5 3 2 1	0.063	50	2R-1M	4R7-1M 4R7-332K 24R9-15K	4R7-332K 24R9-100K		
PCF0805	50 25 15 10 5 3 2 1	0.1	100	1R-2M	4R7-2M5 4R7-1M	4R7-1M		24R9-500K
PCF1206	50 25 15 10 5 3 2 1	0.125	150	1R-2M5	4R7-2M5 4R7-1M	4R7-1M		24R9-500K
PCF1210	50 25 15 10 5 3 2 1	0.2	150	1R-2M5	4R7-2M5 4R7-1M 24R9-50K			
PCF2010	50 25 15 10 5 3 2 1	0.25	150	1R-3M	4R7-3M 4R7-1M	4R7-1M		24R9-500K
PCF2512	50 25 15 10 5 3 2 1	0.5	150	1R-3M	4R7-3M 4R7-1M	4R7-1M		24R9-500K

Note 1: Standard values E24 or E96. Other values may be available by request.

General Note

TT Electronics reserves the right to make changes in product specification without notice or liability.
All information is subject to TT Electronics' own data and is considered accurate at time of going to print.

PCF Series

Electrical Data - AEC-Q200 Grade - Standard Range

Type	TCR (ppm/°C)	Power (W)	Limiting Element Voltage (V)	Ohmic Value Range *				
				1%	0.5%	0.25%	0.1%	0.05%
PCF0402...A	50	0.063	25	49R9 – 100K				
	25			49R9-69K8				
	15			49R9-10K				
	10							
	5							
PCF0603...A	50	0.063	50	10R-332K				
	25			10R – 49K9				
	15							
	10							
	5							
PCF0805...A	50	0.1	100	10R-1M0				
	25			10R-511K				
	15							
	10							
	5							
PCF1206...A	50	0.125	150	10R – 200K				
	25							
	15							
	10							
	5							
PCF1210...A	50	0.25	150	10R-1M0				
	25							
	15							
	10							
	5							
PCF2010...A	50	0.25	150	10R – 499K				
	25							
	15							
	10							
	5							
PCF2512...A	50	0.5	150					
	25							
	15							
	10							
	5							

* Standard values E24 or E96.

Electrical Data – High Power Range

Type	TCR (ppm/°C)	Power (W)	Limiting Element Voltage (V)	Ohmic Value Range *					
				0.5%	0.25%	0.1%	0.05%	0.01%	
PCF0603H	50	0.1	75	4R7-1M					
	25			4R7-332K					
	15			24R9-15K					
	10			24R9-15K					
	5			-					
	3			24R9-15K					
	2			-					
	1			24R9-15K					
	1			-					
PCF0805H	50	0.125	150	1R-1M					
	25			4R7-1M					
	15			4R7-511K					
	10			4R7-332K					
	5			4R7-511K					
	3			24R9-30K					
	2			-					
	1			24R9-30K					
	1			-					
PCF1206H	50	0.25	200	4R7-1M					
	25			24R9-50K					
	15			24R9-50K					
	10			-					
	5			24R9-49K9					
	3			-					
	2			24R9-49K9					
	1			-					
	1			24R9-49K9					
PCF1210H	50	0.33	200	4R7-1M					
	25			24R9-50K					
	15			24R9-50K					
	10			-					
	5			24R9-49K9					
	3			-					
	2			24R9-49K9					
	1			-					
	1			24R9-49K9					
PCF2010H	50	0.33	200	4R7-1M					
	25			24R9-50K					
	15			24R9-50K					
	10			-					
	5			24R9-49K9					
	3			-					
	2			24R9-49K9					
	1			-					
	1			24R9-49K9					
PCF2512H	50	0.75	200	1R-2K					
	25			4R7-2K					
	15			24R9-2K					
	10			-					
	5			-					

* Standard values E24 or E96. Other values may be available by request.

General Note

TT Electronics reserves the right to make changes in product specification without notice or liability. All information is subject to TT Electronics' own data and is considered accurate at time of going to print.

PCF Series

Electrical Data - AEC-Q200 Grade – High Power Range

Type	TCR (ppm/°C)	Power (W)	Limiting Element Voltage (V)	Ohmic Value Range *				
				1%	0.5%	0.25%	0.1%	0.05%
PCF0603H...A	50	0.1	75	10R-332K				
	25							
	15							
	10							
PCF0805H...A	50	0.125	150	10R-1M0				
	25							
	15							
	10							
PCF1206H...A	50	0.25	200	10R-200K				
	25							
	15							
	10							
PCF1210H...A	50	0.33	200	10R-1M0				
	25							
	15							
	10							
PCF2010H...A	50	0.33	200	10R-499K				
	25							
	15							
	10							

* Standard values E24 or E96.

Electrical Data - Passivated Range

Type	TCR (ppm/°C)	Power (W)	Limiting Element Voltage (V)	Ohmic Value Range *		
				0.5%	0.25%	0.1%
PCF0402P	50	0.063	25	25R-25K		
	25					
	15					
PCF0603P	50	0.063	50	25R-332K		
	25					
	15					
PCF0805P	50	0.1	100	10R - 1M		
	25					
	15					
PCF1206P	50	0.125	150	10R-1M		
	25					
	15					
PCF2010P	50	0.25	150	10R - 1M5		
	25					
	15					
PCF2512P	50	0.5	150	10R - 1M5		
	25					
	15					

* Standard values E24 or E96.

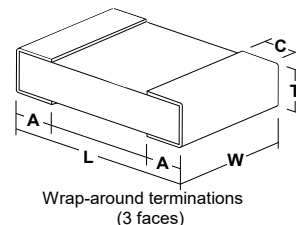
General Note

TT Electronics reserves the right to make changes in product specification without notice or liability.
All information is subject to TT Electronics' own data and is considered accurate at time of going to print.

PCF Series

Physical Data

Dimensions (mm) and Weight (mg)						
	L	W	T max	A	C	Wt
0201	0.58 ± 0.05	0.29 ± 0.05	0.26	0.15 ± 0.05	0.12 ± 0.05	0.14
0402	1.0 ± 0.1	0.5 ± 0.05	0.55	0.25 ± 0.15	0.2 ± 0.15	0.54
0603	1.6 ± 0.2	0.8 ± 0.2	0.65	0.35 ± 0.25	0.3 ± 0.25	1.8
0805	2.0 ± 0.2	1.25 ± 0.2	0.65	0.4 ± 0.25	0.3 ± 0.25	4.7
1206	3.05 ± 0.15	1.55 ± 0.15	0.65	0.35 ± 0.25	0.42 ± 0.3	9.0
1210	3.10 ± 0.15	2.5 ± 0.25	0.65	0.55 ± 0.25	0.4 ± 0.3	10
2010	4.9 ± 0.2	2.4 ± 0.25	0.65	0.55 ± 0.3	0.6 ± 0.4	24
2512	6.3 ± 0.2	3.1 ± 0.25	0.65	0.7 ± 0.45	0.6 ± 0.4	38



Construction

A thin-film material is selectively deposited on a 96% alumina substrate together with metallic contacts at each end of the resistor. The unadjusted resistors are heat treated to give the required TCR and stability, then a precisely controlled laser trim process adjusts the resistance value. Epoxy protection is applied and wrap-around terminations are added and plated with Nickel then Tin. Each resistor is measured immediately before packing into tape.

Performance Data - Standard Range

Test Parameters	Conditions	Maximum change (+0.05R)		
		>0.05% tolerance 0603 to 2512	Chip size 0201, 0402	≤0.05% tolerance 0603 to 2512
Load life	1000 hours rated load @ 70°C	0.25%	0.5%	0.05%
Humidity	1000 hours @ 40°C, 90 - 95%RH	0.3%	0.3%	0.05%
Short term overload	6.25 x rated Power, or 2 x LEV, for 5 sec	0.5%	0.5%	0.05%
High temperature operation	1000 hours at 125°C	0.25%	0.25%	0.25%
Temperature cycle	5 cycles -55°C, 125°C	0.1%	0.1%	0.05%
Resistance to solder heat	270°C, 10 sec	0.2%	0.2%	0.05%
Solderability	235°C, 2 sec	95% minimum coverage		

Performance Data - High Power Range

Test Parameters	Conditions	Maximum change (+0.05R)	
Load life	1000 hours rated load @ 70°C		0.5%
Humidity	1000hrs @ 40°C, 90 - 95%RH		0.5%
Short term overload	6.25 x rated Power, or 2 x LEV, for 5 sec		0.5%
High temperature operation	1000 hours at 155°C		0.5%
Temperature cycle	5 cycles -55°C, 150°C		0.25%
Resistance to solder heat	270°C, 10 sec		0.2%
Solderability	235°C, 2 sec	95% minimum coverage	

General Note

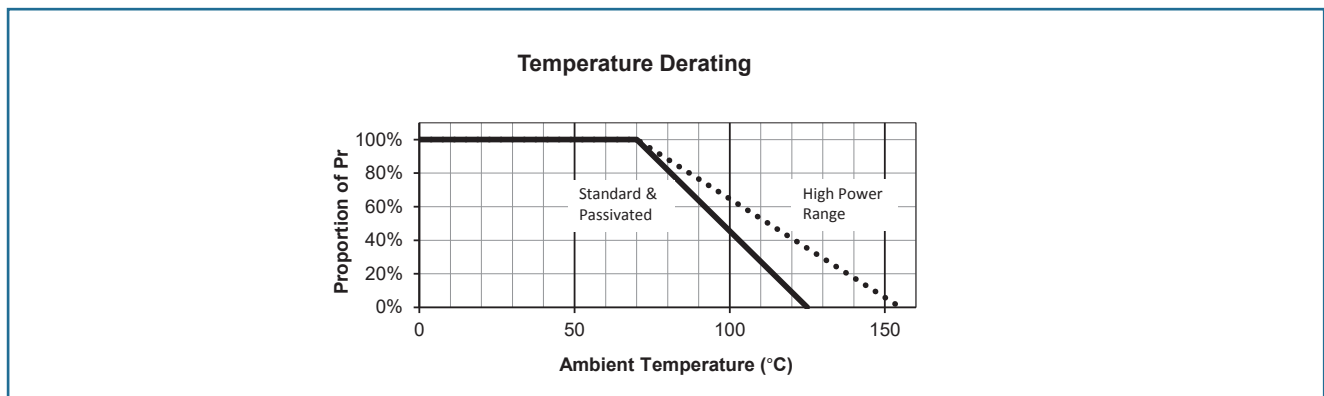
TT Electronics reserves the right to make changes in product specification without notice or liability. All information is subject to TT Electronics' own data and is considered accurate at time of going to print.

PCF Series

Performance Data - Passivated Range

Test Parameters	Conditions	Maximum change (+0.05R)	
		0603 to 2512	0402
Load life	1000 hours rated load @ 70°C	0.05%	0.25%
Humidity	1000hrs @ 40°C, 90 - 95%RH	0.05%	0.5%
Short term overload	6.25 x rated Power, or 2 x LEV, for 5 sec	0.02%	0.1%
High temperature operation	1000 hours at 125°C	0.05%	0.5%
Temperature cycle	5 cycles -55°C, 125°C	0.02%	0.1%
Resistance to solder heat	270°C, 10 sec	0.02%	0.1%
Solderability	235°C, 2 sec	95% minimum coverage	

Derating Curve



Solderability

The terminations have an electroplated nickel barrier and tin coating. This ensures excellent 'leach' resistance properties and solderability.

Packaging

PCF Resistors are supplied taped and reeled as per IEC 286-3. Sizes 2010 and 2512 are in embossed plastic tape. Smaller sizes are in paper tape.

Application Notes

PCF resistors are ideally suited for handling by automatic methods due to their rectangular shape and the small dimensional tolerances. Electrical connection to a ceramic substrate or to a printed circuit board can be made by reflow or wave soldering of wrap-around terminations.

Wrap-around terminations provide good leach properties and ensure reliable contact. Due to the robust construction, the PCF can be immersed in the solder bath for 30 seconds at 260°C. This enables the resistor to be mounted on one side of a printed circuit board and wire-leaded components applied on the other side.

PCF resistors themselves can operate at a maximum temperature of 125°C (see performance above) (155°C for High Power grades). For soldered resistors, the joint temperature should not exceed 110°C. This condition is met when the stated power levels at 70°C are used.

General Note

TT Electronics reserves the right to make changes in product specification without notice or liability. All information is subject to TT Electronics' own data and is considered accurate at time of going to print.

PCF Series

Ordering Procedure

This product has two valid part numbers:

European (Welwyn) Part Number:** PCF0603-11-1K54BI (0603, standard, 15ppm/°C, 1.54 kilohm ±0.1%, Pb-free)

P	C	F	0	6	0	3	-	1	1	-	1	K	5	4	B	I
1	2		3	4		5			6	7						

1	2	3	4	5	6	7	
Type	Size	Range	TCR	Value	Tolerance	Grade, Packing & Termination	
PCF	0201	Omit for Standard	-21 = ±1ppm/°C	E24 = 3/4 characters E96 = 3/4 characters R = ohms K = kilohms M = megohms	L = ±0.01%	A = AEC-Q200 grade, Standard pack, Pb-free	
	0402		-20 = ±2ppm/°C		W = ±0.05%	I = Standard grade, Standard pack, Pb-free	
	0603	H = High Power	-19 = ±3ppm/°C	R = ohms K = kilohms M = megohms	B = ±0.1%	0201, 0402	10,000/reel
	0805	P = Passivated	-13 = ±5ppm/°C		C = ±0.25%	0603 to 1210	5000/reel
	1206		-12 = ±10ppm/°C		D = ±0.5%	2010, 2512	4000/reel
	1210		-11 = ±15ppm/°C		F = ±1%	A1 = AEC-Q200 grade, 1K reel, Pb-free T1 = Standard grade, 1K reel, Pb-free	
	2010		R = ±25ppm/°C				
	2512		-02 = ±50ppm/°C			0201 to 1206, 2010, 2512	1000/reel*

* Non-standard; enquire to confirm availability

** Applies to all Ranges, Termination and Packing options.

USA (IRC) Part Number*: PCF-W0603LF-11-1541-B-P-LT (0603, standard, 15ppm/°C, 1.54 kilohm ±0.1%, Pb-free)

P	C	F	-	W	0	6	0	3	L	F	-	1	1	-	1	5	4	1	-	B	-	P	-	L	T
1	2			3	4		5			6	7	8													

1	2	3	4	5	6	7	8	
Type	Model	Termination	TCR	Value	Tolerance	Tape	Packing	
PCF	W0201	LF = Pb-free (100%Sn)	13 = ±5ppm/°C	3 digits + multiplier R = ohms for values <100 ohms	T = ±0.01%	P = Paper (0201 to 1210)	LT = Tape & Reel	
	W0402		12 = ±10ppm/°C		A = ±0.05%		0201, 0402	10,000/reel
	W0603		11 = ±15ppm/°C	R = ohms for values <100 ohms	B = ±0.1%	E = Embossed (2010, 2512)	0603 to 1210	5000/reel
	W0805		03 = ±25ppm/°C		C = ±0.25%		2010, 2512	4000/reel
	W1206		02 = ±50ppm/°C		D = ±0.5%			
	W1210				F = ±1%			
	W2010							
	W2512							

* Applies only to Standard Range parts

General Note

TT Electronics reserves the right to make changes in product specification without notice or liability. All information is subject to TT Electronics' own data and is considered accurate at time of going to print.

Mouser Electronics

Authorized Distributor

Click to View Pricing, Inventory, Delivery & Lifecycle Information:

[TT Electronics:](#)

[PCFW0402LF0149R9D](#) [PCFW0402LF031301D](#) [PCFW0603LF036812D](#) [PCF-W1206R-03-4022-B-E-LT](#) [PCF-W1206R-03-6981-B-E-LT](#) [PCF-W0805R-03-7500-B-P-LT](#) [PCF-W1206R-03-6810-B-E-LT](#) [PCF-W1206R-03-8981-B-E-LT](#) [PCF-W0805R-03-1542-B-P-LT](#) [PCF-W0805R-03-7502-B-P-LT](#) [PCF-W0805R-03-1822-B-P-LT](#) [PCF-W1206R-03-4172-B-E-LT](#) [PCF-W0805R-03-2001-B-P-LT](#) [PCF-W0805R-03-3742-B-P-LT](#) [PCF-W1206R-03-3242-B-E-LT](#) [PCF-W0805R-03-1131-B-P-LT](#) [PCF-W1206R-03-1051-B-E-LT](#) [PCF-W1206R-03-3573-B-E-LT](#) [PCF-W1206R-03-3831-B-E-LT](#) [PCF-W1206R-03-9761-B-E-LT](#) [PCF-W1206R-12-1211-B-E-LT](#) [PCF-W1206R-03-1183-B-E-LT](#) [PCF-W0805R-03-3092-B-P-LT](#) [PCF-W0805R-03-4022-B-P-LT](#) [PCF-W1206R-03-2611-B-E-LT](#) [PCF-W1206R-03-3321-B-E-LT](#) [PCF-W1206R-03-1823-B-E-LT](#) [PCF-W1206R-03-3012-B-E-LT](#) [PCF-W1206R-03-4992-B-E-LT](#) [PCF-W1206R-03-5111-F-E-LT](#) [PCF-W1206R-03-2003-B-E-LT](#) [PCF-W0805R-03-1622-B-P-LT](#) [PCF-W0805R-03-9091-B-P-LT](#) [PCF-W1206R-03-10R0-B-E-LT](#) [PCF-W1206R-03-4023-B-E-LT](#) [PCF-W0805R-03-49R9-B-P-LT](#) [PCF-W1206R-03-4641-B-E-LT](#) [PCF-W1206R-03-7152-B-E-LT](#) [PCF-W1206R-03-8251-B-E-LT](#) [PCF-W1206R-03-3832-B-E-LT](#) [PCF-W1206R-03-4532-B-E-LT](#) [PCF-W1206R-03-1212-B-E-LT](#) [PCF-W1206R-03-2612-B-E-LT](#) [PCF-W1206R-03-4752-B-E-LT](#) [PCF-W0805R-03-2490-B-P-LT](#) [PCF-W1206R-03-1073-B-E-LT](#) [PCF-W1206R-03-24R9-B-E-LT](#) [PCF-W1206R-03-3320-B-E-LT](#) [PCF-W1206R-03-8762-B-E-LT](#) [PCF-W1206R-03-3402-B-E-LT](#) [PCF-W1206R-03-3651-B-E-LT](#) [PCF-W1206R-03-49R9-B-E-LT](#) [PCF-W1206R-03-5901-B-E-LT](#) [PCF-W1206R-12-1502-B-E-LT](#) [PCF-W1206R-03-7501-B-E-LT](#) [PCF-W0805R-03-4991-B-P-LT](#) [PCF-W1206R-03-4591-B-E-LT](#) [PCF-W1206R-03-1503-B-E-LT](#) [PCF-W1206R-03-1912-B-E-LT](#) [PCF-W1206R-03-4322-B-E-LT](#) [PCF-W1206R-03-5052-B-E-LT](#) [PCF-W0805R-03-3011-B-P-LT](#) [PCF-W0805R-03-4992-B-P-LT](#) [PCF-W1206R-03-2430-B-E-LT](#) [PCF-W1206R-03-6570-B-E-LT](#) [PCF-W0805R-03-1002-F-E-LT](#) [PCF-W1206R-03-1452-B-E-LT](#) [PCF-W1206R-03-1501-B-E-LT](#) [PCF-W1206R-03-7871-B-E-LT](#) [PCF-W1206R-03-1762-B-E-LT](#) [PCF-W1206R-03-1962-B-E-LT](#) [PCF-W0805R-03-1472-B-P-LT](#) [PCF-W1206R-03-1000-B-E-LT](#) [PCF-W1206R-03-2321-B-E-LT](#) [PCF-W1206R-03-3483-B-E-LT](#) [PCF-W0805R-03-1151-B-P-LT](#) [PCF-W1206R-03-7322-B-E-LT](#) [PCF-W1206R-03-22R1-B-E-LT](#) [PCF-W1206R-03-3202-B-E-LT](#) [PCF-W1206R-03-5622-B-E-LT](#) [PCF-W1206R-03-8001-B-E-LT](#) [PCF-W0805R-03-1962-B-P-LT](#) [PCF-W1206R-03-3742-B-E-LT](#) [PCF-W0805R-03-68R1-B-P-LT](#) [PCF-W1206R-03-9530-B-E-LT](#) [PCF-W0805R-03-6042-B-P-LT](#) [PCF-W1206R-03-1472-B-E-LT](#) [PCF-W0805R-03-2212-B-P-LT](#) [PCF-W1206R-03-1042-B-E-LT](#) [PCF-W1206R-03-2672-B-E-LT](#) [PCF-W0805R-03-9092-B-P-LT](#) [PCF-W1206R-03-6491-B-E-LT](#) [PCF-W0805R-03-2372-B-P-LT](#) [PCF-W1206R-03-1293-B-E-LT](#) [PCF-W1206R-03-6040-B-E-LT](#) [PCF-W1206R-03-6191-B-E-](#)