

PWR276730L

Weidmüller Interfaces GmbH & Co. KG

Postfach 3030

32760 Detmold


Tel. +49 5231 14-0

Fax. +49 5231 14-2083

info@weidmueller.com

www.weidmueller.com

Product image



Similar to illustration

Our small industrial contactors of the PWR are particularly suitable for switching larger load currents.

- 1 NO contact (30 A) and 2 NO contacts (25 A)
- AgSnO Contact material
- Double contact to increase contact opening
- Direct mounting on DIN rail TS35
- With integrated status LED

General ordering data

| | |
|------------|---|
| Version | D-SERIES PWR, Relay module, Number of contacts: 2, NO contact AgSnO, Rated control voltage: 230 V AC, Continuous current: 25 A, Test button available: No |
| Order No. | 1219190000 |
| Type | PWR276730L |
| GTIN (EAN) | 4032248999118 |
| Qty. | 10 pc(s). |

PWR276730L

Weidmüller Interfaces GmbH & Co. KG

Postfach 3030

32760 Detmold

Tel. +49 5231 14-0

Fax. +49 5231 14-2083

info@weidmuller.com

www.weidmuller.com

Technical data

Dimensions and weights

| | | | |
|------------|---------|-----------------|------------|
| Depth | 55 mm | Depth (inches) | 2.165 inch |
| Height | 34 mm | Height (inches) | 1.339 inch |
| Width | 50.5 mm | Width (inches) | 1.988 inch |
| Net weight | 120 g | | |

Temperatures

| | | | |
|---------------------|--|-----------------------|----------------|
| Storage temperature | -25 °C...55 °C | Operating temperature | -25 °C...55 °C |
| Humidity | 35...85 % rel. humidity, no condensation | | |

Rated data UL

| | |
|-------------------------|---------|
| Certificate No. (cURus) | E312083 |
|-------------------------|---------|

Control side

| | | | |
|-----------------------|----------------|--------------------------------|---------------------|
| Rated control voltage | 230 V AC | Rated current AC | 11 mA |
| Power rating | 2.5 VA | Pull-in/drop-out voltage, typ. | 172.5 V / 34.5 V AC |
| Coil resistance | 21000 Ω ± 10 % | Coil tolerance | 10 % |
| Status indicator | Green LED | | |

Load side

| | | | |
|---|----------------------|---|---------------|
| Rated switching voltage | 277 V AC | Continuous current | 25 A |
| Max. switching frequency at rated load | 0.1 Hz | Inrush current | 120 A / 50 ms |
| AC switching capacity (resistive), max. | 6900 VA | DC switching capacity (resistive), max. | 600 W @ 24 V |
| Switch-on delay | < 30 ms | Switch-off delay | < 30 ms |
| Contact type | 2 NO contact (AgSnO) | Min. switching power | 100 mA @ 12 V |

General data

| | | |
|--------------------------------------|--------------------------|------------------------|
| Rail | TS 35 | |
| Test button available | No | |
| Mechanical switch position indicator | No | |
| Colour | beige | |
| UL94 flammability rating component | Component | Relay test button |
| | UL94 flammability rating | HB |
| | Component | Relay status indicator |
| | UL94 flammability rating | HB |
| | Component | Relay baseplate |
| | UL94 flammability rating | V-0 |
| Component | Relay cover | |
| | UL94 flammability rating | V-2 |

Insulation coordination

| | | | |
|---|-----------------------------|--|-----------------------------|
| Rated voltage | 250 V | Pollution severity | 3 |
| Surge voltage category | III | Insulating material group | IIIa |
| Clearance and creepage distances for control side - load side | ≥ 5.5 mm | Dielectric strength for control side - load side | 4 kV _{eff} / 1 min |
| Dielectric strength of neighbouring contacts | 2 kV _{eff} / 1 min | Dielectric strength of open contact | 2 kV _{eff} / 1 min |
| Impulse withstand voltage | 6 kV (1.2/50 μs) | Protection degree | IP10 |

Creation date January 6, 2023 10:26:51 AM CET

Catalogue status 16.12.2022 / We reserve the right to make technical changes.

PWR276730L

Weidmüller Interfaces GmbH & Co. KG

Postfach 3030

32760 Detmold

Tel. +49 5231 14-0

Fax. +49 5231 14-2083

info@weidmueller.comwww.weidmueller.com

E312083

Technical data

Further details of approvals / standards

| | | | |
|-----------|--|-------------------------|---------------------|
| Standards | IEC 61810-1, EN 60664-1:2007, EN 61000-6-2:2005, EN 61000-6-4:2007 + A1:2011, UL 508 | Certificate No. (cURus) | www.weidmueller.com |
| | | | E312083 |

Connection data (control side)

| | | | |
|---|---------------------|---|---------------------|
| Wire connection method (control side) | Screw connection | Min. rated connection clamping range (control side) | 0.5 mm ² |
| Max. rated connection clamping range (control side) | 2.5 mm ² | Min. tightening torque (control side) | 0.5 Nm |
| Max. tightening torque (control side) | 1.2 Nm | Blade size (control side) | Gr. PH2 |

Connection data (load side)

| | | | |
|--|-------------------|--|---------------------|
| Wire connection method (load side) | Screw connection | Min. rated connection clamping range (load side) | 0.5 mm ² |
| Max. rated connection clamping range (load side) | 4 mm ² | Min. tightening torque (load side) | 0.5 Nm |
| Max. tightening torque (load side) | 1.2 Nm | Blade size (load side) | Gr. PH2 |

Classifications

| | | | |
|-------------|-------------|-------------|-------------|
| ETIM 6.0 | EC001437 | ETIM 7.0 | EC001437 |
| ETIM 8.0 | EC001437 | ECLASS 9.0 | 27-37-16-01 |
| ECLASS 9.1 | 27-37-16-01 | ECLASS 10.0 | 27-37-16-01 |
| ECLASS 11.0 | 27-37-16-01 | ECLASS 12.0 | 27-37-16-01 |

Environmental Product Compliance

| | |
|------------|----------------|
| REACH SVHC | Lead 7439-92-1 |
|------------|----------------|

Approvals

Approvals



| | |
|-------------------------|------------|
| ROHS | Conform |
| UL File Number Search | UL Website |
| Certificate No. (cURus) | E312083 |

Downloads

| | |
|---|---|
| Approval/Certificate/Document of Conformity | EU Konformitätserklärung / EU Declaration of Conformity |
| Engineering Data | CAD data – STEP |
| Engineering Data | WSCAD |
| Catalogues | Catalogues in PDF-format |
| Brochures | |

PWR276730L

Weidmüller Interfaces GmbH & Co. KG

Postfach 3030

32760 Detmold

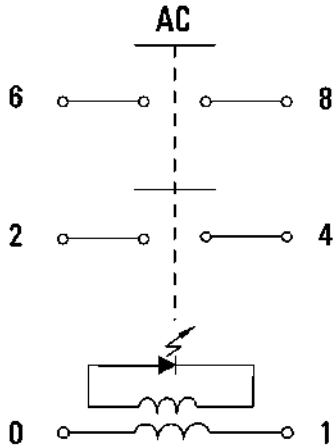
Tel. +49 5231 14-0

Fax. +49 5231 14-2083

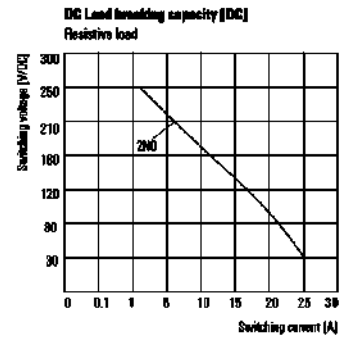
info@weidmueller.com

Drawings

Wiring diagram

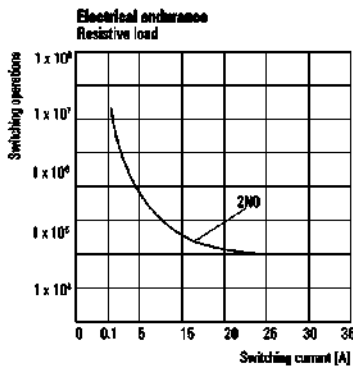


Graph



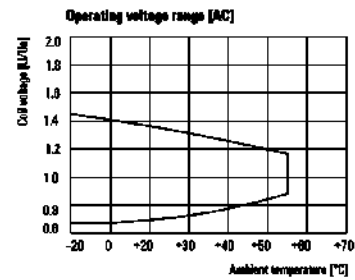
DC load limit curve
Resistive load

Graph



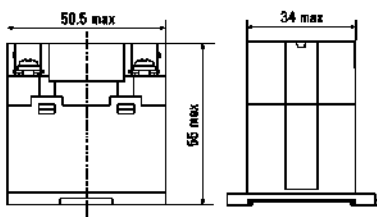
Electrical service life
Resistive load

Graph



AC operational voltage range

Dimensional drawing



Data sheet

PWR276730L

Weidmüller Interfaces GmbH & Co. KG

Postfach 3030

32760 Detmold

Tel. +49 5231 14-0

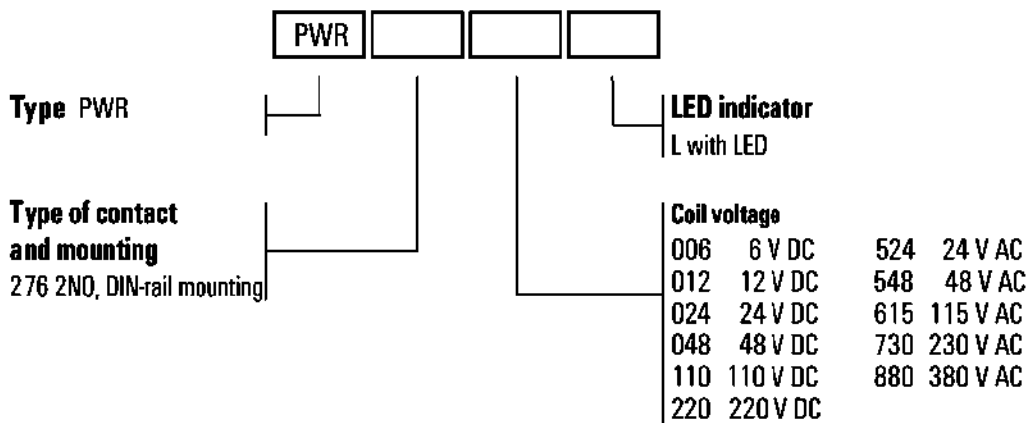
Fax. +49 5231 14-2083

info@weidmueller.com

www.weidmueller.com

Drawings

Miscellaneous



Type codes