

TFIS 24-240VUC 1CO ON

Weidmüller Interface GmbH & Co. KG
 Klingenbergstraße 26
 D-32758 Detmold
 Germany

www.weidmueller.com

Product image



Compact timing relays for building and factory automation

Our TFIS-Relays consists of five different devices covering the most important applications in building and factory automation. Four of these carry out individual functions: clock generator (pause and pulse start), star-delta switch, switch-on delay and off-delay with control input. There is also a multifunctional version with seven different timing functions. The timing functions and time ranges can be easily configured using a rotary switch fitted on the front. All of the devices meet the international standards according to EN 61812 and have UL approval for the North American market.

- Available in installation design and compact industrial design
- Simple configuration via setting potentiometers and status LED
- Compliance with international standards according to EN 61812
- UL approved for the North American market

General ordering data

Version	TFI-SERIES, On-delay timing relay, Number of contacts: 1, CO contact, AgNi, Rated control voltage: 24...240 V UC -15 % / +10 %, Continuous current: 8 A, Screw connection
Order No.	2697280000
Type	TFIS 24-240VUC 1CO ON
GTIN (EAN)	4050118705294
Qty.	1 items

TFIS 24-240VUC 1CO ON

Weidmüller Interface GmbH & Co. KG

Klingenbergstraße 26

D-32758 Detmold

Germany

www.weidmueller.com

Technical data

Approvals

Approvals



ROHS Conform

UL File Number Search [UL Website](#)

Certificate no. (cULus) E360862

Dimensions and weights

Depth	60 mm	Depth (inches)	2.3622 inch
Height	87 mm	Height (inches)	3.4252 inch
Width	17.5 mm	Width (inches)	0.689 inch
Net weight	55 g		

Temperatures

Storage temperature	-25 °C...70 °C	Ambient temperature	-25 °C...55 °C
Operating temperature		Humidity	15...85 % rel. humidity, no condensation

Environmental Product Compliance

RoHS Compliance Status	Compliant without exemption
REACH SVHC	No SVHC above 0.1 wt%

Control side

Rated control voltage	24...240 V UC -15 % / +10 %	Power rating	4 VA, 1.5 W
Status indicator	LED green (U/t): flashes when time runs, lights permanently with supply voltage applied, LED yellow (R): relay closed	Time ranges	0.05 s - 1 s, 0.5 s - 10 s, 3 s - 60 s, 30 s - 10 min, 3 min - 1 h, 30 min - 10 h, 5 h - 100 h
Setting tolerance	5 %	Max. reset time after voltage interruption	100 ms
Basic accuracy	±6% (of scale-end value, for time range 0.05 s - 1 s), ±1% (of scale-end value, for all other time ranges)	Min. pulse duration	100 ms
Repeat accuracy	<0.5 % or ±5 ms		

Load side

Rated switching voltage	250 V AC	Continuous current	8 A
Max. switching voltage, AC	250 V	Max. switching voltage, DC	30 V
AC switching capacity (resistive), max.	2000 VA	DC switching capacity (resistive), max.	240 W
Contact type	1 CO contact (AgNi)	Electrical service life, DC coil	2x10 ⁵ switching cycles (1000 VA ohm load)
Mechanical service life	20 x 10 ⁶ switching cycles	Min. switching power	10 mA @ 12 V, 100 mA @ 5 V

General data

Design	Installation housing; 1TE
Suitable for front mounting	No

TFIS 24-240VUC 1CO ON

Weidmüller Interface GmbH & Co. KG

Klingenbergstraße 26

D-32758 Detmold

Germany

www.weidmueller.com

Technical data

Mounting rail	TS 35	
Test button available	No	
Mechanical switch position indicator	No	
Colour	black	
UL 94 flammability rating	V-0	
UL94 flammability rating component	Component	Housing
	UL94 flammability rating	V-0
Resistance to vibration EN 61812-1	10 Hz...60 Hz: 0.15 mm, 60 Hz...150 Hz: 2 g	

Insulation coordination

Rated voltage	300 V	Pollution severity	2
Surge voltage category	III	Clearance and creepage distances for control side - load side	≥ 3 mm
Dielectric strength for control side - load side	1.6 kV	Impulse withstand voltage	4 kV
Protection degree	IP20		

Further details of approvals / standards

Certificate no. (cULus)	E360862
-------------------------	---------

Connection data

Wire connection method	Screw connection	Stripping length, rated connection	8 mm
Tightening torque, max.	1 Nm	Clamping range, rated connection	2.5 mm ²
Clamping range, min.	0.5 mm ²	Clamping range, max.	4 mm ²
Wire connection cross section AWG, min.	AWG 20	Wire connection cross section AWG, max.	AWG 12
Wire cross-section, solid, min.	0.5 mm ²	Wire cross-section, solid, max.	4 mm ²
Wire connection cross section, finely stranded, min.	0.5 mm ²	Wire connection cross section, finely stranded, max.	4 mm ²
Wire connection cross-section, finely stranded with wire-end ferrules DIN 46228/4, min.	0.5 mm ²	Wire connection cross-section, finely stranded with wire-end ferrules DIN 46228/4, max.	2.5 mm ²
Conductor cross-section, flexible, AEH (DIN 46228-1), min.	0.5 mm ²	Conductor cross-section, flexible, AEH (DIN 46228-1), max.	2.5 mm ²
Wire connection cross section, finely stranded, two clampable wires, min.	0.5 mm ²	Wire cross-section, finely stranded, two clampable wires, max.	2.5 mm ²
Blade size	size PZ 1		

Classifications

ETIM 6.0	EC001439	ETIM 7.0	EC001439
ETIM 8.0	EC001439	ETIM 9.0	EC001439
ETIM 10.0	EC001439	ECLASS 9.0	27-37-16-05
ECLASS 9.1	27-37-16-05	ECLASS 10.0	27-37-16-05
ECLASS 11.0	27-37-16-05	ECLASS 12.0	27-37-16-05
ECLASS 13.0	27-37-16-05	ECLASS 14.0	27-37-16-05
ECLASS 15.0	27-37-16-05		

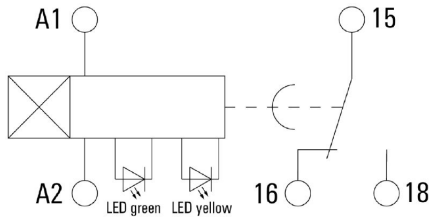
TFIS 24-240VUC 1CO ON

Weidmüller Interface GmbH & Co. KG
 Klingenbergstraße 26
 D-32758 Detmold
 Germany

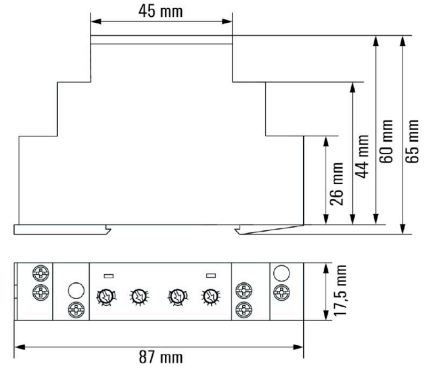
www.weidmueller.com

Drawings

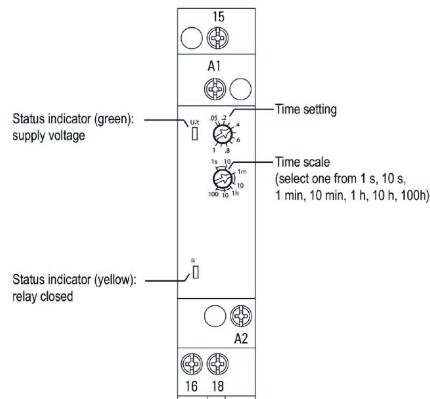
Wiring diagram



Dimensional drawing

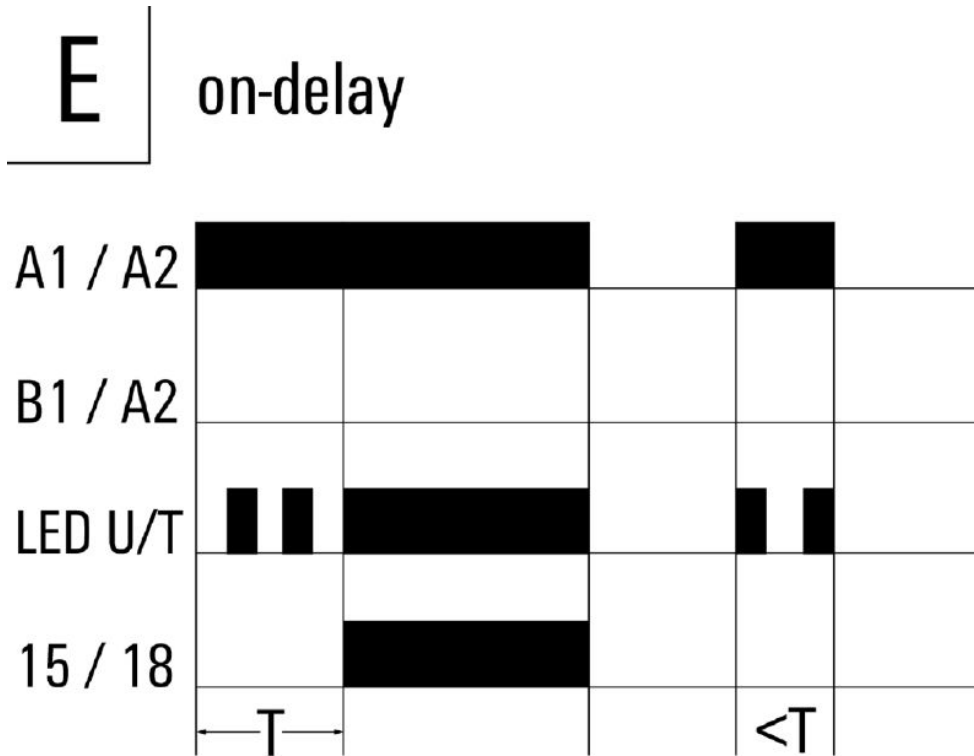


Miscellaneous



Detailed drawing

Graph



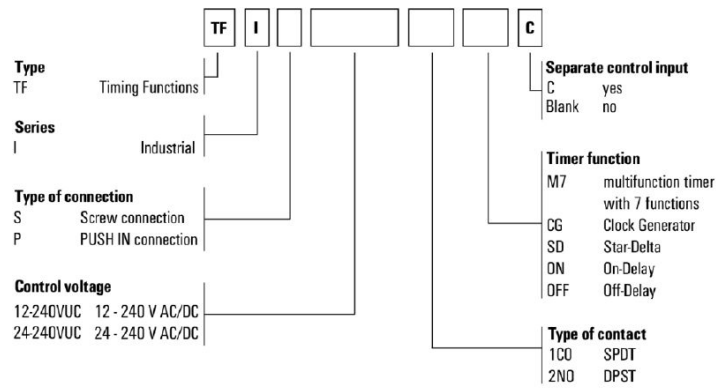
TFIS 24-240VUC 1CO ON

Weidmüller Interface GmbH & Co. KG
 Klingenbergstraße 26
 D-32758 Detmold
 Germany

Drawings

www.weidmueller.com

Type codes



Miscellaneous