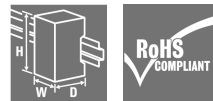


SAMPLE CH20M67 222/222 ASSEMBLED

Weidmüller Interface GmbH & Co. KG
 Klingenbergstraße 26
 D-32758 Detmold
 Germany

www.weidmueller.com



Future-proof solutions for industrial electronics for mounting in the control cabinet

Electronichousings are crucial for the integration of electronic assemblies in the control cabinet. They protect sensitive components and ensure reliable connections. Thanks to high-quality materials, they offer long-term solutions for industrial applications.

Your advantages:

Flexibility: Scalable solutions for different requirements

Safety: Robust design to protect your electronics

Efficiency: Simple installation and optimized connection technology

Housing solutions for every application:

Our portfolio includes modular housings (e.g. CH20M), small housings and profile housings designed for control, signal conversion and safety applications. These housings offer customizable designs, easy mounting and high connection capacity.

Customization:

In addition to standard solutions, we offer customization in design, color and printing. The Weidmüller Configurator enables individual design.

Our service:

We offer expert advice and technical support for your projects. In the download area you will find CAD data, data sheets and installation instructions for efficient integration.

General ordering data

Version	Electronics housing sample, OMNIMATE Housing - series CH20M black, Reference product CH20M67 housing, completely mounted, including 4 female plug, mounted, Enclosure set, Connection technology, Width: 67.5 mm
Order No.	1270820000
Type	SAMPLE CH20M67 222/222 ASSEMBLED
GTIN (EAN)	4050118117875
Qty.	1 items

SAMPLE CH20M67 222/222 ASSEMBLED

Weidmüller Interface GmbH & Co. KG
Klingenbergstraße 26
D-32758 Detmold
Germany

www.weidmueller.com

Technical data

Approvals

ROHS	Conform
------	---------

Dimensions and weights

Depth	114 mm	Depth (inches)	4.4882 inch
Height	117.2 mm	Height (inches)	4.6142 inch
Width	67.5 mm	Width (inches)	2.6575 inch
Length	0 mm	Net weight	366.85 g

Temperatures

Installation temperature	-25 °C...85 °C	Humidity	5 - 93% rel. humidity, Tu = 40°C, no condensation
--------------------------	----------------	----------	---

Environmental Product Compliance

RoHS Compliance Status	Compliant without exemption
REACH SVHC	No SVHC above 0.1 wt%

Rated data acc. to IEC

tested acc. to standard	IEC 60664-1, IEC 61984	Rated current, max. number of poles (Tu=20°C)	10 A
Rated current, max. number of poles (Tu=40°C)	9 A	Rated voltage for surge voltage class / pollution degree II/2	400 V
Rated voltage for surge voltage class / pollution degree III/2	320 V	Rated voltage for surge voltage class / pollution degree III/3	250 V
Rated impulse voltage for surge voltage class/ pollution degree II/2	4 kV	Rated impulse voltage for surge voltage class/ pollution degree III/2	4 kV
Rated impulse voltage for surge voltage class/ contamination degree III/3	4 kV	Creepage distance, min.	3.2 mm
Clearance, min.	3 mm		

Material data

UL 94 flammability rating	V-0	Insulating material	PA 66 GF 30
Insulating material group	II	Surface finish	untreated
Basic material	PA 66 GF 30, Plastic	Comparative Tracking Index (CTI)	400 ≤ CTI <600

General data

Colour	black	Protection degree	IP20
Colour chart (similar)	RAL 9011	Encapsulation option	No

Design - IN requirements

Tolerance for the PCB shape	±0.1 mm	PCB thickness	1.6 mm
Tolerance of circuit board thickness	±0.15 mm		

Assembly properties

Number of connection levels	12	Number of PCBs, max.	3
Number of ventilation openings	6	Number of poles	72
Cross-connection	No	Type of contact to PCB	Solder connection, direct
Type of connection	Clamping yoke		

SAMPLE CH20M67 222/222 ASSEMBLED

Weidmüller Interface GmbH & Co. KG
 Klingenbergstraße 26
 D-32758 Detmold
 Germany

www.weidmueller.com

Technical data

Housing properties

Flip cover mountable	No	Marker integrateable	Yes
Cut out as preperation for functional portNo integrated		Color of clip-on foot	orange
Cross-connection	No	Number of connection levels	12
Number of poles	72		

Connectable conducteurs

Stripping length	8 mm	Blade size	0.6 x 3.5 mm
Tightening torque, min.	0.4 Nm	Tightening torque, max.	0.5 Nm
Clamping range, min.	0.13 mm ²	Clamping range, max.	2.5 mm ²
Wire connection cross section AWG, min.	AWG 26	Wire connection cross section AWG, max.	AWG 14
Solid, min. H05(07) V-U	0.2 mm ²	Solid, max. H05(07) V-U	2.5 mm ²
Stranded, max. H07V-R	2.5 mm ²	w. plastic collar ferrule, DIN 46228 pt 4, 0.25 mm ² min.	
w. plastic collar ferrule, DIN 46228 pt 4, 2.5 mm ² max.		w. wire end ferrule, DIN 46228 pt 1, 0.25 mm ² min.	
w. wire end ferrule, DIN 46228 pt 1, 2.5 mm ² max.		Max. clamping range	2.5 mm ²

Important note

Product information	Circuit board contour, restricted zones, and other information for the design in of the circuit board can be found in the category connection technology under the corresponding male headers in the downloads.
---------------------	---

Classifications

ETIM 7.0	EC001031	ETIM 8.0	EC001031
ETIM 9.0	EC001031	ETIM 10.0	EC001031
ECLASS 11.0	27-18-27-02	ECLASS 12.0	27-18-27-02
ECLASS 13.0	27-19-03-01	ECLASS 14.0	27-19-03-01
ECLASS 15.0	27-19-03-01		

SAMPLE CH20M67 222/222 ASSEMBLED

Weidmüller Interface GmbH & Co. KG
Klingenbergstraße 26
D-32758 Detmold
Germany


www.weidmueller.com

Drawings


Product image



Product image



Product image



Dimensioned drawing

