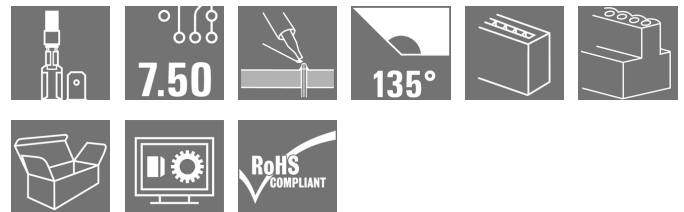


PCF
PCF 7.50/03/135 3.5SN OR BX

Weidmüller Interface GmbH & Co. KG
 Klingenbergstraße 16
 D-32758 Detmold
 Germany
 Fon: +49 5231 14-0
 Fax: +49 5231 14-292083
 www.weidmueller.com



Flat-blade connection in 90°, 135° and 180° conductor outlet direction for 6.3 and 2.8 mm spade connector at 7.50 mm pitch

General ordering data

| | |
|--------------|---|
| Type | PCF 7.50/03/135 3.5SN OR BX |
| Order No. | 9511980000 |
| Version | PCB terminal, 7.50 mm, No. of poles: 3, 135°, Solder pin length (l): 3.5 mm, tinned, Orange, Flat-blade connection, Box |
| GTIN (EAN) | 4008190558130 |
| Qty. | 100 pc(s). |
| Product data | IEC: 1000 V / 24 A UL: 300 V / 15 A |
| Packaging | Box |

PCF
PCF 7.50/03/135 3.5SN OR BX

Weidmüller Interface GmbH & Co. KG
 Klingenbergstraße 16
 D-32758 Detmold
 Germany
 Fon: +49 5231 14-0
 Fax: +49 5231 14-292083
 www.weidmueller.com

Technical data**Dimensions and weights**

| | | | |
|--------------------------|------------|-----------------|------------|
| Width | 19.8 mm | Width (inches) | 0.78 inch |
| Height | 21.4 mm | Height (inches) | 0.843 inch |
| Height of lowest version | 17.9 mm | Depth | 9.8 mm |
| Depth (inches) | 0.386 inch | Net weight | 3.52 g |

System parameters

| | | | |
|---------------------------------|-----------------------|--|-----------------------|
| Product family | PCF | Wire connection method | Flat-blade connection |
| Mounting onto the PCB | THT solder connection | Conductor outlet direction | 135° |
| Pitch in mm (P) | 7.5 mm | Pitch in inches (P) | 0.295 inch |
| No. of poles | 3 | Fitted by customer | No |
| Solder pin length (l) | 3.5 mm | Solder pin dimensions | 0.8 x 1.0 mm |
| Solder eyelet hole diameter (D) | 1.3 mm | Solder eyelet hole diameter tolerance (D)+ | 0,1 mm |
| Number of solder pins per pole | 2 | L1 in mm | 15 mm |
| L1 in inches | 0.591 inch | Touch-safe protection acc. to DIN VDE 0470 | IP 00 |
| Volume resistance | 1.20 mΩ | | |

Material data

| | | | |
|---------------------------------------|----------|---------------------------------------|-------------------------|
| Insulating material | PA | Colour | Orange |
| Colour chart (similar) | RAL 2000 | Insulating material group | I |
| CTI | ≥ 600 | Insulation resistance | ≥ 10 ⁸ Ω |
| UL 94 flammability rating | V-2 | Contact material | CuSn |
| Contact surface | tinned | Layer structure of solder connection | 1.5-3 μm Ni / 5-7 μm Sn |
| Storage temperature, min. | -25 °C | Storage temperature, max. | 55 °C |
| Max. relative humidity during storage | 80 % | Operating temperature, min. | -50 °C |
| Operating temperature, max. | 100 °C | Temperature range, installation, min. | -25 °C |
| Temperature range, installation, max. | 100 °C | | |

Rated data acc. to IEC


| | | | |
|---|------------------------|---|------------------|
| tested acc. to standard | IEC 60664-1, IEC 61984 | Rated current, min. no. of poles (Tu=20°C) | 24 A |
| Rated current, max. no. of poles (Tu=20°C) | 26 A | Rated current, min. no. of poles (Tu=40°C) | 24 A |
| Rated current, max. no. of poles (Tu=40°C) | 23 A | Rated voltage for surge voltage class / pollution degree II/2 | 1,000 V |
| Rated voltage for surge voltage class / pollution degree III/2 | 690 V | Rated voltage for surge voltage class / pollution degree III/3 | 500 V |
| Rated impulse voltage for surge voltage class/ pollution degree II/2 | 6 kV | Rated impulse voltage for surge voltage class/ pollution degree III/2 | 6 kV |
| Rated impulse voltage for surge voltage class/ contamination degree III/3 | 6 kV | Short-time withstand current resistance | 3 x 1s mit 192 A |

**PCF
PCF 7.50/03/135 3.5SN OR BX**

Weidmüller Interface GmbH & Co. KG
Klingenbergstraße 16
D-32758 Detmold
Germany
Fon: +49 5231 14-0
Fax: +49 5231 14-292083
www.weidmueller.com

Technical data

Rated data acc. to CSA

| | | | | | |
|-----------------------------------|--|---|-------|-----------------------|--|
| Institute (CSA) | |  | | Certificate No. (CSA) | |
| | | | | 12400-282 | |
| Rated voltage (Use group B / CSA) | 300 V | Rated voltage (Use group C / CSA) | 150 V | | |
| Rated voltage (Use group D / CSA) | 300 V | Rated current (Use group B / CSA) | 15 A | | |
| Rated current (Use group C / CSA) | 15 A | Rated current (Use group D / CSA) | 10 A | | |
| Reference to approval values | Specifications are maximum values, details - see approval certificate. | | | | |

Rated data acc. to UL 1059

| | | | |
|---------------------------------------|-------|---------------------------------------|-------|
| Rated voltage (Use group B / UL 1059) | 300 V | Rated voltage (Use group C / UL 1059) | 150 V |
| Rated voltage (Use group D / UL 1059) | 300 V | Rated current (Use group B / UL 1059) | 15 A |
| Rated current (Use group C / UL 1059) | 15 A | Rated current (Use group D / UL 1059) | 10 A |

Packaging

| | | | |
|-----------|--------|------------|--------|
| Packaging | Box | VPE length | 20 mm |
| VPE width | 100 mm | VPE height | 140 mm |

Classifications

| | | | |
|------------|-------------|------------|-------------|
| ETIM 3.0 | EC001284 | ETIM 4.0 | EC002643 |
| ETIM 5.0 | EC002643 | ETIM 6.0 | EC002643 |
| UNSPSC | 30-21-18-01 | eClass 6.2 | 27-26-11-01 |
| eClass 7.1 | 27-44-04-01 | eClass 8.1 | 27-44-04-01 |
| eClass 9.0 | 27-44-04-01 | eClass 9.1 | 27-44-04-01 |

Notes

| | |
|----------------|--|
| Notes | |
| IPC conformity | Conformity: The products are developed, manufactured and delivered according international recognized standards and norms and comply with the assured properties in the data sheet resp. fulfill decorative properties in accordance with IPC-A-610 "Class 2". Further claims on the products can be evaluated on request. |

Approvals

| | |
|-----------|---|
| Approvals |  |
| ROHS | Conform |

Data sheet**PCF**
PCF 7.50/03/135 3.5SN OR BX**Weidmüller Interface GmbH & Co. KG**
Klingenbergstraße 16
D-32758 Detmold
Germany
Fon: +49 5231 14-0
Fax: +49 5231 14-292083
www.weidmueller.com**Technical data****Downloads**

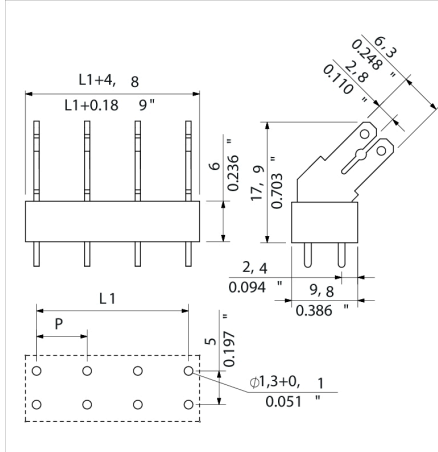
| | |
|---|---|
| Approval/Certificate/Document of Conformity | Declaration of the Manufacturer |
| Brochure/Catalogue | FL DRIVES EN FL ANALO.SIGN.CONV. EN MB DEVICE MANUF. EN FL DRIVES DE FL BUILDING SAFETY EN FL APPL LED LIGHTING EN FLIndustr.CONTROLS EN FL MACHINE SAFETY EN FL HEATING ELECTR EN FL APPL INVERTER EN FL BASE STATION EN FL ELEVATOR EN FL POWER SUPPLY EN FL 72H SAMPLE SER EN PO OMNIMATE EN |
| Engineering Data | EPLAN_WSCAD |

PCF
PCF 7.50/03/135 3.5SN OR BX

Weidmüller Interface GmbH & Co. KG
 Klingenbergstraße 16
 D-32758 Detmold
 Germany
 Fon: +49 5231 14-0
 Fax: +49 5231 14-292083
 www.weidmueller.com

Drawings

Dimensional drawing



Recommended wave soldering profiles

Weidmüller Interface GmbH & Co. KG
 Klängenbergstraße 16
 D-32758 Detmold
 Germany
 Fon: +49 5231 14-0
 Fax: +49 5231 14-292083
 www.weidmueller.com

Single Wave:



Double Wave:



Wave soldering profiles

Wired connection elements should be processed in accordance with the DIN EN 61760-1 standard. We have included two recommendations for practical wave soldering profiles, with which Weidmüller PCB terminals and connectors are qualified.

When choosing a suitable profile for your application, the following factors also need to be considered:

- PCB thickness
- Proportion of Cu in the layers
- Single/double-sided assembly
- Product range
- Heating and cooling rates

The single and double wave profiles each indicate the recommended operating range, including the maximum soldering temperature of 260°C. In practice, the maximum soldering temperature is quite often well below the above maximum profile.