

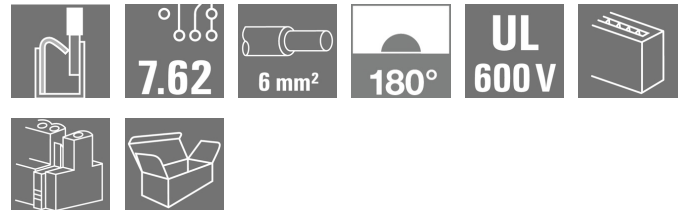
BVDF 7.62HP/06/180MSF3 SN BK BX
Weidmüller Interface GmbH & Co. KG

Klingenbergstraße 26

D-32758 Detmold

Germany

www.weidmueller.com

Product image


Bus connector with two connections per pole with the time-saving 6mm² PUSH IN connection system.

- The extremely short cross-connection allows you to safely loop through bus currents.
- PUSH IN connection: Solid wires and stranded wires with ferrules need only to be inserted and they are ready.
- The self-locking middle flange reduces the space requirements by one pitch width in comparison with conventional solutions.

General ordering data

Version	PCB plug-in connector, female plug, 7.62 mm, Number of poles: 6, 180°, PUSH IN with actuator, Tension-clamp connection, Clamping range, max. : 10 mm ² , Box
Order No.	2720600000
Type	BVDF 7.62HP/06/180MSF3 SN BK BX
GTIN (EAN)	4050118816037
Qty.	15 pc(s).
Product data	IEC: 600 V / 46 A / 0.5 - 10 mm ² UL: 600 V / 35 A / AWG 24 - AWG 8
Packaging	Box

Creation date December 4, 2023 9:06:47 AM CET

BVDF 7.62HP/06/180MSF3 SN BK BX
Weidmüller Interface GmbH & Co. KG

Klingenbergstraße 26

D-32758 Detmold

Germany

www.weidmueller.com

Technical data
Dimensions and weights

Depth	47.7 mm	Depth (inches)	1.878 inch
Height	35.05 mm	Height (inches)	1.38 inch
Width	67.04 mm	Width (inches)	2.639 inch
Net weight	67.467 g		

System Parameters

Product family	OMNIMATE Power - series BV/SV 7.62HP		
Type of connection	Field connection		
Wire connection method	PUSH IN with actuator, Tension-clamp connection		
Pitch in mm (P)	7.62 mm		
Pitch in inches (P)	0.3 inch		
Conductor outlet direction	180°		
Number of poles	6		
L1 in mm	38.1 mm		
L1 in inches	1.5 inch		
Number of rows	2		
Pin series quantity	1		
Touch-safe protection acc. to DIN VDE 57 106	Safe from finger touch		
Touch-safe protection acc. to DIN VDE 0470	IP 20		
Protection degree	IP20		
Volume resistance	4.50 mΩ		
Can be coded	Yes		
Stripping length	12 mm		
Stripping length tolerance	min.	-1 mm	
	max.	1 mm	
Tightening torque for screw flange, min.	0.3 Nm		
Tightening torque for screw flange, max.	0.5 Nm		
Screwdriver blade	0.6 x 3.5		
Plugging cycles	25		
Plugging force/pole, max.	12 N		
Pulling force/pole, max.	12 N		

Material data

Insulating material	PA GF	Colour	black
Colour chart (similar)	RAL 9011	Insulating material group	I
Comparative Tracking Index (CTI)	≥ 600	UL 94 flammability rating	V-0
Contact material	Cu-alloy	Contact surface	tinned
Layer structure of solder connection	1...3 μm Ni / 4...10 μm Sn	Storage temperature, min.	-40 °C
Storage temperature, max.	70 °C	Operating temperature, min.	-50 °C
Operating temperature, max.	120 °C		

Conductors suitable for connection

Clamping range, min.	0.5 mm ²
Clamping range, max.	10 mm ²
Wire connection cross section AWG, min.	AWG 24
Wire connection cross section AWG, max.	AWG 8
Solid, min. H05(07) V-U	0.5 mm ²
Solid, max. H05(07) V-U	10 mm ²

Creation date December 4, 2023 9:06:47 AM CET

BVDF 7.62HP/06/180MSF3 SN BK BX

Weidmüller Interface GmbH & Co. KG
 Klingenbergstraße 26
 D-32758 Detmold
 Germany

www.weidmueller.com

Technical data

Stranded, min. H07V-R	1.5 mm ²		
Stranded, max. H07V-R	6 mm ²		
Flexible, min. H05(07) V-K	0.5 mm ²		
Flexible, max. H05(07) V-K	10 mm ²		
w. plastic collar ferrule, DIN 46228 pt 4, min.	0.5 mm ²		
w. wire end ferrule, DIN 46228 pt 1, min.	0.5 mm ²		
w. wire end ferrule, DIN 46228 pt 1, max.	6 mm ²		
Clampable conductor	Cross-section for conductor connection	nominal	0.5 mm ²
	wire end ferrule	Stripping length	nominal 14 mm
		Recommended wire-end ferrule	H0,5/12 OR
		Cross-section for conductor connection	nominal
	wire end ferrule	Stripping length	nominal 14 mm
		Recommended wire-end ferrule	H0.75/18 W
		Cross-section for conductor connection	nominal
	wire end ferrule	Stripping length	nominal 15 mm
		Recommended wire-end ferrule	H1,0/18 GE
		Cross-section for conductor connection	nominal
	wire end ferrule	Stripping length	nominal 12 mm
		Recommended wire-end ferrule	H1.5/12
		Stripping length	nominal 15 mm
		Recommended wire-end ferrule	H1,5/18D SW
	Cross-section for conductor connection	nominal	2.5 mm ²
	wire end ferrule	Stripping length	nominal 12 mm
		Recommended wire-end ferrule	H2.5/12
		Stripping length	nominal 14 mm
		Recommended wire-end ferrule	H2,5/19D BL
	Cross-section for conductor connection	nominal	4 mm ²
	wire end ferrule	Stripping length	nominal 12 mm
		Recommended wire-end ferrule	H4,0/12
		Stripping length	nominal 14 mm
		Recommended wire-end ferrule	H4,0/20D GR
	Cross-section for conductor connection	nominal	6 mm ²
	wire end ferrule	Stripping length	nominal 12 mm
		Recommended wire-end ferrule	H6,0/12
		Stripping length	nominal 14 mm
Recommended wire-end ferrule		H6,0/20 SW	
Cross-section for conductor connection	nominal	10 mm ²	

Reference text The outside diameter of the plastic collar should not be larger than the pitch (P). Length of ferrules is to be chosen depending on the product and the rated voltage.

BVDF 7.62HP/06/180MSF3 SN BK BX

Weidmüller Interface GmbH & Co. KG
 Klingenbergstraße 26
 D-32758 Detmold
 Germany


www.weidmueller.com

Technical data

Rated data acc. to IEC

tested acc. to standard	IEC 60664-1, IEC 61984	
Rated current, max. number of poles (Tu=20°C)	41 A	Rated current, min. number of poles (Tu=20°C) 46 A
Rated current, max. number of poles (Tu=40°C)	37.5 A	Rated current, min. number of poles (Tu=40°C) 38 A
Rated voltage for surge voltage class / pollution degree III/2	600 V	Rated voltage for surge voltage class / pollution degree II/2 600 V
Rated impulse voltage for surge voltage class/ pollution degree II/2	4 kV	Rated voltage for surge voltage class / pollution degree III/3 600 V
Rated impulse voltage for surge voltage class/ contamination degree III/3	6 kV	Rated impulse voltage for surge voltage class/ pollution degree III/2 6 kV
Clearance, min.	10.36 mm	Short-time withstand current resistance 3 x 1s with 400 A
		Creepage distance, min. 11.03 mm

Rated data acc. to UL 1059

Institute (cURus)		Certificate No. (cURus)	E60693
Rated voltage (Use group B / UL 1059)	600 V	Rated voltage (Use group C / UL 1059)	600 V
Rated voltage (Use group D / UL 1059)	600 V	Rated current (Use group B / UL 1059)	35 A
Rated current (Use group C / UL 1059)	35 A	Rated current (Use group D / UL 1059)	35 A
Wire cross-section, AWG, min.	AWG 24	Wire cross-section, AWG, max.	AWG 8
Reference to approval values	Specifications are maximum values, details - see approval certificate.		

Packing

Packaging	Box	VPE length	338 mm
VPE width	130 mm	VPE height	54 mm

Type tests

Test: Durability of markings	Standard	IEC 61984 section 7.3.2 / 10.08 Taking pattern from IEC 60068-2-70 / 12.95
	Test	mark of origin, type identification, pitch, durability
	Evaluation	available

BVDF 7.62HP/06/180MSF3 SN BK BX

Weidmüller Interface GmbH & Co. KG
 Klingenbergstraße 26
 D-32758 Detmold
 Germany

www.weidmueller.com

Technical data

Test: Clampable cross section	Standard	DIN EN 60999-1 section 7 and 9.1 / 12.00, DIN EN 60947-1 section 8.2.4.5.1 / 04.08	
	Conductor type	Type of conductor and conductor cross-section	H05V-U0.5
		Type of conductor and conductor cross-section	H05V-K0.5
		Type of conductor and conductor cross-section	H07V-K6
		Type of conductor and conductor cross-section	H07V-K10
		Type of conductor and conductor cross-section	AWG 24/1
		Type of conductor and conductor cross-section	AWG 24/19
		Type of conductor and conductor cross-section	AWG 8/19
	Evaluation	passed	
Test for damage to and accidental loosening of conductors	Standard	IEC 60999-1 section 9.4 / 11.99	
	Requirement	0.2 kg	
	Conductor type	Type of conductor and conductor cross-section	AWG 24/1
		Type of conductor and conductor cross-section	AWG 24/19
	Evaluation	passed	
	Requirement	0.3 kg	
	Conductor type	Type of conductor and conductor cross-section	H05V-U0.5
		Type of conductor and conductor cross-section	H05V-K0.5
	Evaluation	passed	
	Requirement	1.4 kg	
	Conductor type	Type of conductor and conductor cross-section	H07V-K6
	Evaluation	passed	
	Requirement	2.0 kg	
	Conductor type	Type of conductor and conductor cross-section	H07V-U10
		Type of conductor and conductor cross-section	AWG 8/19
Evaluation	passed		

BVDF 7.62HP/06/180MSF3 SN BK BX

Weidmüller Interface GmbH & Co. KG
 Klingenbergstraße 26
 D-32758 Detmold
 Germany

www.weidmueller.com

Technical data

Pull-out test	Standard	IEC 60999-1 section 9.5 / 11.99		
	Requirement	≥10 N		
	Conductor type	Type of conductor and conductor cross-section	AWG 24/1	
		Type of conductor and conductor cross-section	AWG 24/19	
	Evaluation	passed		
	Requirement	≥20 N		
	Conductor type	Type of conductor and conductor cross-section	H05V-U0.5	
		Type of conductor and conductor cross-section	H05V-K0.5	
	Evaluation	passed		
	Requirement	≥80 N		
	Conductor type	Type of conductor and conductor cross-section	H07V-K6	
	Evaluation	passed		
	Requirement	≥ 90N		
	Conductor type	Type of conductor and conductor cross-section	H07V-K10	
		Type of conductor and conductor cross-section	AWG 8/19	
	Evaluation	passed		

Classifications

ETIM 6.0	EC002638	ETIM 7.0	EC002638
ETIM 8.0	EC002638	ETIM 9.0	EC002638
ECLASS 9.0	27-44-03-09	ECLASS 9.1	27-44-03-09
ECLASS 10.0	27-44-03-09	ECLASS 11.0	27-46-02-02
ECLASS 12.0	27-46-02-02	ECLASS 13.0	27460202

Important note

IPC conformity	Conformity: The products are developed, manufactured and delivered according international recognized standards and norms and comply with the assured properties in the data sheet resp. fulfill decorative properties in accordance with IPC-A-610 "Class 2". Further claims on the products can be evaluated on request.
Notes	<ul style="list-style-type: none"> • Additional variants on request • Wire end ferrule with plastic collar to DIN 46228/4 • Wire end ferrule without plastic collar to DIN 46228/1 • P on drawing = pitch • Rated data refer only to the component itself. Clearance and creepage distances to other components are to be designed in accordance with the relevant application standards. • In accordance with IEC 61984, OMNIMATE-connectors are connectors without breaking capacity (COC). During designated use, connectors are not allowed to be engaged or disengaged when live or under load • Long term storage of the product with average temperature of 50 °C and maximum humidity 70%, 36 months

Creation date December 4, 2023 9:06:47 AM CET

Data sheet**BVDF 7.62HP/06/180MSF3 SN BK BX****Weidmüller Interface GmbH & Co. KG**
Klingenbergstraße 26
D-32758 Detmold
Germany

www.weidmueller.com

Technical data**Approvals**

Approvals



UL File Number Search	UL Website
Certificate No. (cURus)	E60693

Downloads

Engineering Data	CAD data – STEP
Product Change Notification	20220208 Visual change Temporarily different color for connectors and accessories 20220208 Visuelle Änderung Vorübergehend anderer Farbton für Steckverbinder und Zubehör
Catalogues	Catalogues in PDF-format


BVDF 7.62HP/06/180MSF3 SN BK BX

Weidmüller Interface GmbH & Co. KG
 Klingenbergstraße 26
 D-32758 Detmold
 Germany

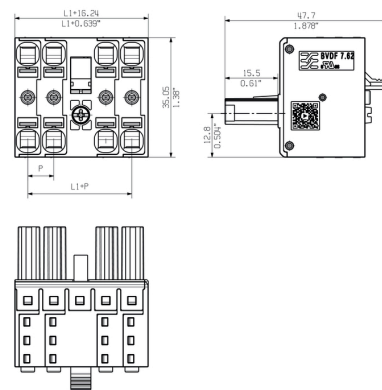
www.weidmueller.com

Drawings

Product image

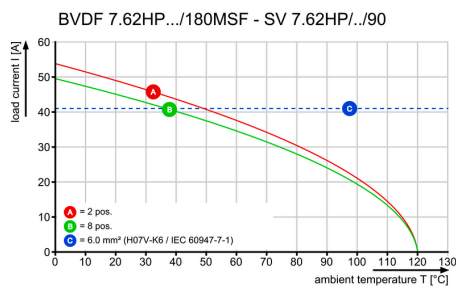


Dimensional drawing



Similar to illustration


Derating curve



Product benefits



Product benefits



Product benefits

