

SAIL-7/8W7/8W-5-1.5U**Weidmüller Interface GmbH & Co. KG**

Klingenbergstraße 26

D-32758 Detmold

Germany

www.weidmueller.com

Dimensioned drawing

Sensor/actuator cables are used for wiring sensors and actuators and for transmitting data or power in various applications. The moulded cable offers connected and tested connection of the plug-in connector to the cable ex-works. The cables may be exposed to a wide range of conditions, such as humidity, dust, heat, cold, shock or vibration.

The 7/8" cables tend to be used for power supply applications.

Is there something you have not managed to find or you feel needs explanation? Talk to us!

General ordering data

Version	Sensor/actuator line, 7/8", Number of poles : 5 (4 + PE), 1.5 m, pin, 90°; - socket 90°; Shielded: No, LED: No, Sheath material: PUR, Halogen: No
Order No.	2519460150
Type	SAIL-7/8W7/8W-5-1.5U
GTIN (EAN)	4050118533651
Qty.	1 pc(s).

Creation date December 4, 2023 1:08:47 PM CET

Catalogue status 24.11.2023 / We reserve the right to make technical changes.

SAIL-7/8W7/8W-5-1.5U

Weidmüller Interface GmbH & Co. KG
 Klingenbergstraße 26
 D-32758 Detmold
 Germany

www.weidmueller.com

Technical data

Dimensions and weights

Net weight 120 g

Technical specifications for cable

Bending radius, min., moving	7.5 x cable diameter	Cable length	1.5 m
Colour coding	brown, white, blue, black, Green/yellow	Configurable cable length	No
Core cross-section	1.5 mm ²	Halogen	No
Insulation	TPM	Irradiation crosslinked	No
Number of poles	5 (4 + PE)	Outer cladding in accordance with UL AWM style	20234 (80 °C / 1000 V)
Outside diameter	8.7 mm ± 0.2 mm	PE function	Yes
Resistant to welding beads	No	Sheath material	PUR
Sheathing colour	black	Shielded	No
Suitable for cable carriers	Yes	Temperature range, moving	-20...80 °C
Temperature range, stationary	-50...80 °C	Torsion resistance	0 °/m
Welding spark resistance	No		

General technical data

Coding	none	Connection thread	7/8"
Contact material	CuZn	Contact surface	Au (Gold)
Housing main material	PUR	Insulation strength	10 ⁸ Ω
LED	No	Plugging cycles	≥ 100
Pollution severity	3	Protection degree	IP68, when screwed in
Rated current	9 A	Rated impulse voltage	2,500 V
Rated voltage	300 V	Rated voltage (UL)	600 V
Temperature range of housing	-40 ... +85 °C	Threaded ring material	Diecast zinc
Tightening torque	7/8": 1.5 Nm	Version	pin, 90°; - socket 90°;
jumpered	No		

Electrical properties

Insulation strength 10⁸ Ω Rated voltage 300 V

Plug

Plug	Cable side	left
	Protection degree (IP)	IP68
	Gender of contact	male contact
	Outlet direction	angled 90°
	Housing main material	Plastic
	Shielding available	No
	Cable side	right
	Protection degree (IP)	IP68
	Gender of contact	female contact
	Outlet direction	angled 90°
Housing main material	Plastic	
Shielding available	No	
Plug left	IP68, male contact, angled 90°, Plastic, unshielded	
Plug right	IP68, female contact, angled 90°, Plastic, unshielded	

SAIL-7/8W7/8W-5-1.5U

Weidmüller Interface GmbH & Co. KG
 Klingenbergstraße 26
 D-32758 Detmold
 Germany

www.weidmueller.com

Technical data

Classifications

ETIM 6.0	EC001855	ETIM 7.0	EC001855
ETIM 8.0	EC001855	ETIM 9.0	EC001855
ECLASS 9.0	27-06-03-11	ECLASS 9.1	27-06-03-11
ECLASS 10.0	27-06-03-11	ECLASS 11.0	27-06-03-11
ECLASS 12.0	27-06-03-11	ECLASS 13.0	27060311

Environmental Product Compliance

REACH SVHC	Lead 7439-92-1
SCIP	ebf89fc8-a87f-4691-b87a-dfb9921774b4

Approvals

Approvals



ROHS	Conform
------	---------

Downloads

Engineering Data	CAD data – STEP
Catalogues	Catalogues in PDF-format

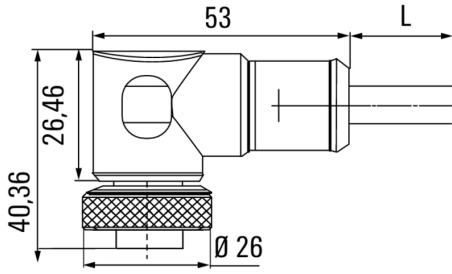
SAIL-7/8W7/8W-5-1.5U

Weidmüller Interface GmbH & Co. KG
 Klingenbergstraße 26
 D-32758 Detmold
 Germany

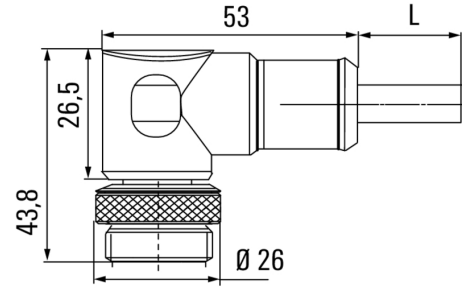
www.weidmueller.com

Drawings

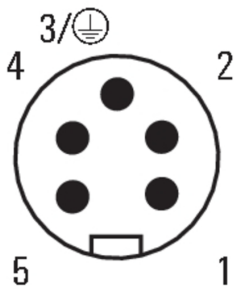
Dimensioned drawing



Pole scheme



Pole scheme



Wiring diagram

