

SAIL-M12WM12G-K-1.5P**Weidmüller Interface GmbH & Co. KG**

Klingenbergstraße 26

D-32758 Detmold

Germany

www.weidmueller.com



Your peripheral devices should be supplied with greater power. With our new M12 plug-in connector, more than 250 V and 2 A is possible without problems. The compact A-, K-, L-, S- and T-coded M12 plug-in connectors are designed for the transmission of up to 630 V AC or 60 V DC and 12 A.

General ordering data

Version	Power cable, Connecting line, M12 / M12, Number of poles : 5 (4 + PE), 1.5 m, pin, angled - bush straight, Shielded: No, LED: No, Sheath material: PUR, Halogen: No
Order No.	2455310150
Type	SAIL-M12WM12G-K-1.5P
GTIN (EAN)	4050118470482
Qty.	1 pc(s).

Creation date December 4, 2023 8:59:32 AM CET

Catalogue status 24.11.2023 / We reserve the right to make technical changes.

SAIL-M12WM12G-K-1.5P**Weidmüller Interface GmbH & Co. KG**

Klingenbergstraße 26

D-32758 Detmold

Germany

www.weidmueller.com

Technical data**Dimensions and weights**

Net weight 100 g

Technical specifications for cable

Acceleration	5 m/s ²	Bending cycles	10 Mio
Bending radius, min., moving	7.5 x cable diameter	Bending radius, min., stationary	4 x cable diameter
Cable length	1.5 m	Colour coding	Green/yellow, black (1), black (2), black (3), black (4)
Configurable cable length	No	Core cross-section	1.5 mm ²
Halogen	No	Insulation	PP
Irradiation crosslinked	No	Number of poles	5 (4 + PE)
Outer cladding in accordance with UL AWM style	20939 (80 °C / 600 V)	Outside diameter	8 mm ± 0.2 mm
PE function	Yes	Resistant to welding beads	No
Sheath material	PUR	Sheathing colour	black
Shielded	No	Speed	5 m/s
Suitable for cable carriers	Yes	Temperature range, moving	-30...80 °C
Temperature range, stationary	-40...80 °C	Welding spark resistance	No

General technical data

Coding	K-coded	Connection thread	M12 / M12
Contact surface	Gold-plated	Housing main material	PUR
Insulation strength	10 ⁸ Ω	LED	No
Plugging cycles	≤ 100	Pollution severity	3
Protection degree	IP65, IP67, when screwed in	Rated current	12 A
Rated voltage	600 V	Temperature range of housing	-40 ... +85 °C
Tightening torque jumpered	M12: 0.8 - 1.2 Nm	Version	pin, angled - bush straight
	No		

Electrical propertiesInsulation strength 10⁸ Ω Rated voltage 600 V**General standards**

Certificate no. (cULus) E257571 Connector standard IEC 61076-2-111

Standards

Connector standard IEC 61076-2-111

SAIL-M12WM12G-K-1.5P**Weidmüller Interface GmbH & Co. KG**

Klingenbergstraße 26

D-32758 Detmold

Germany

www.weidmueller.com

Technical data**Plug**

Plug	Cable side	left
	Version of contact face	M12
	Coding of plug	K-coded
	Protection degree (IP)	IP67
	Gender of contact	male contact
	Outlet direction	angled 90°
	Housing main material	Plastic
	Shielding available	No
	Cable side	right
	Version of contact face	M12
	Coding of plug	K-coded
	Protection degree (IP)	IP67
	Gender of contact	female contact
	Outlet direction	straight
	Housing main material	Plastic
	Shielding available	No
Plug left	M12, K-coded, IP67, male contact, angled 90°, Plastic, unshielded	
Plug right	M12, K-coded, IP67, female contact, straight, Plastic, unshielded	

Classifications

ETIM 6.0	EC001855	ETIM 7.0	EC001855
ETIM 8.0	EC001855	ETIM 9.0	EC001855
ECLASS 9.0	27-06-03-11	ECLASS 9.1	27-06-03-11
ECLASS 10.0	27-06-03-11	ECLASS 11.0	27-06-03-11
ECLASS 12.0	27-06-03-11	ECLASS 13.0	27060311

Environmental Product Compliance

REACH SVHC	Lead 7439-92-1
SCIP	e8d8af70-4c85-4483-bc8c-9bc5b598e2a9

Approvals

Approvals



ROHS	Conform
UL File Number Search	UL Website
Certificate no. (cULus)	E257571

Downloads

Engineering Data	CAD data – STEP
Catalogues	Catalogues in PDF-format
Brochures	FL FIELDWIRING EN

Data sheet

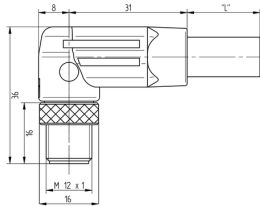
SAIL-M12WM12G-K-1.5P

Weidmüller Interface GmbH & Co. KG
 Klingenbergstraße 26
 D-32758 Detmold
 Germany

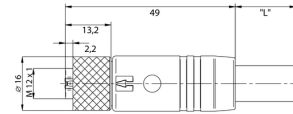
www.weidmueller.com

Drawings

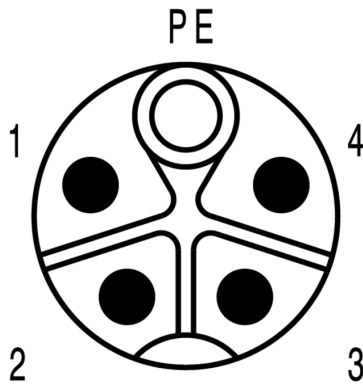
Dimensioned drawing



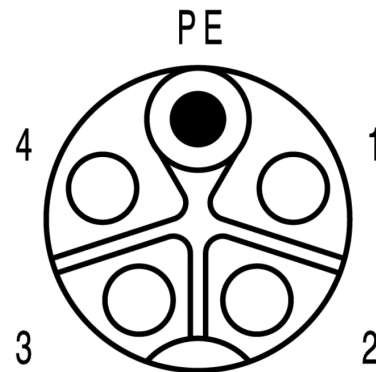
Dimensioned drawing



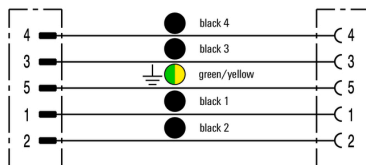
Pole scheme



Pole scheme



Wiring diagram



The ideal tool: Screwty® with torque function

