

**SAIL-M12WM12G-S-5.0P****Weidmüller Interface GmbH & Co. KG**

Klingenbergstraße 26

D-32758 Detmold

Germany

www.weidmueller.com



Your peripheral devices should be supplied with greater power. With our new M12 plug-in connector, more than 250 V and 2 A is possible without problems. The compact A-, K-, L-, S- and T-coded M12 plug-in connectors are designed for the transmission of up to 630 V AC or 60 V DC and 12 A.

**General ordering data**

Version	Power cable, Connecting line, M12 / M12, Number of poles : 4 (3 + PE), 5 m, pin, angled - bush straight, Shielded: No, LED: No, Sheath material: PUR, Halogen: No
Order No.	<a href="#">2050350500</a>
Type	SAIL-M12WM12G-S-5.0P
GTIN (EAN)	4050118441666
Qty.	1 pc(s).

Creation date December 1, 2023 4:38:05 PM CET

Catalogue status 24.11.2023 / We reserve the right to make technical changes.

**SAIL-M12WM12G-S-5.0P****Weidmüller Interface GmbH & Co. KG**

Klingenbergstraße 26

D-32758 Detmold

Germany

www.weidmueller.com

**Technical data****Dimensions and weights**

Net weight 300 g

**Technical specifications for cable**

Acceleration	5 m/s <sup>2</sup>	Bending cycles	10 Mio
Bending radius, min., moving	7.5 x cable diameter	Bending radius, min., stationary	4 x cable diameter
Cable length	5 m	Colour coding	grey, black, brown, Green/ yellow
Configurable cable length	No	Core cross-section	1.5 mm <sup>2</sup>
Halogen	No	Insulation	PP
Irradiation crosslinked	No	Number of poles	4 (3 + PE)
Outer cladding in accordance with UL AWM style	20234 (80 °C / 1000 V)	Outside diameter	9.6 mm ± 0.3 mm
PE function	Yes	Resistant to welding beads	No
Sheath material	PUR	Sheathing colour	black
Shielded	No	Speed	5 m/s
Suitable for cable carriers	Yes	Temperature range, moving	-40...80 °C
Temperature range, stationary	-50...80 °C	Welding spark resistance	No

**General technical data**

AF size	13 mm	Coding	S-coded
Connection thread	M12 / M12	Contact surface	Gold-plated
Housing main material	PUR	Insulation strength	10 <sup>8</sup> Ω
LED	No	Plugging cycles	≥ 100
Pollution severity	3	Protection degree	IP67, when screwed in
Rated current	12 A	Rated voltage	600 V
Temperature range of housing	-40 ... +85 °C	Tightening torque	M12: 0.8 - 1.2 Nm
Version	pin, angled - bush straight		

**Electrical properties**Insulation strength 10<sup>8</sup> Ω      Rated voltage 600 V**General standards**

Certificate no. (cULus) E310075      Connector standard IEC 61076-2-111

**Standards**

Connector standard IEC 61076-2-111

**SAIL-M12WM12G-S-5.0P****Weidmüller Interface GmbH & Co. KG**

Klingenbergstraße 26

D-32758 Detmold

Germany

www.weidmueller.com

**Technical data****Plug**

Plug	Cable side	left
	Version of contact face	M12
	Coding of plug	S-coded
	Protection degree (IP)	IP67
	Gender of contact	male contact
	Outlet direction	angled 90°
	Housing main material	Plastic
	Shielding available	No
	Cable side	right
	Version of contact face	M12
	Coding of plug	S-coded
	Protection degree (IP)	IP67
	Gender of contact	female contact
	Outlet direction	straight
	Housing main material	Plastic
	Shielding available	No
Plug left	M12, S-coded, IP67, male contact, angled 90°, Plastic, unshielded	
Plug right	M12, S-coded, IP67, female contact, straight, Plastic, unshielded	

**Classifications**

ETIM 6.0	EC001855	ETIM 7.0	EC001855
ETIM 8.0	EC001855	ETIM 9.0	EC001855
ECLASS 9.0	27-06-03-11	ECLASS 9.1	27-06-03-11
ECLASS 10.0	27-06-03-11	ECLASS 11.0	27-06-03-11
ECLASS 12.0	27-06-03-11	ECLASS 13.0	27060311

**Environmental Product Compliance**

REACH SVHC	Lead 7439-92-1
SCIP	e8d8af70-4c85-4483-bc8c-9bc5b598e2a9

**Approvals**

Approvals



ROHS	Conform
UL File Number Search	UL Website
Certificate no. (cULus)	E310075

**Downloads**

Catalogues	<a href="#">Catalogues in PDF-format</a>
Brochures	<a href="#">FL FIELDWIRING EN</a>

**Data sheet**

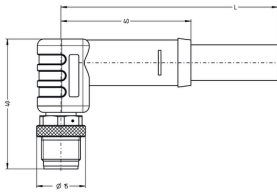
**SAIL-M12WM12G-S-5.0P**

**Weidmüller Interface GmbH & Co. KG**  
 Klingenbergstraße 26  
 D-32758 Detmold  
 Germany

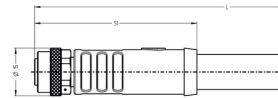
www.weidmueller.com

**Drawings**

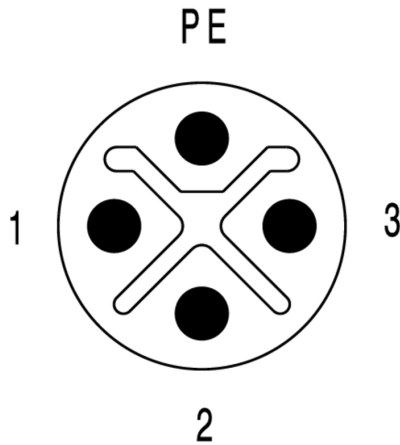
**Dimensioned drawing**



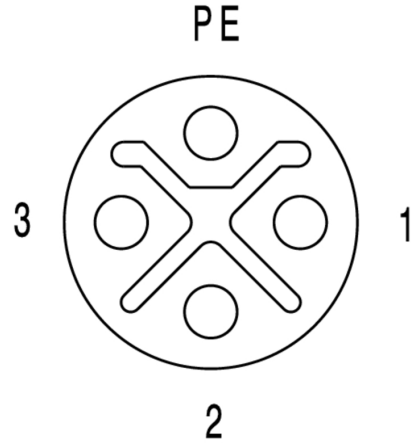
**Dimensioned drawing**



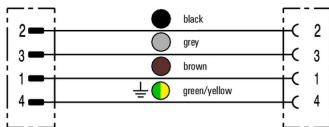
**Pole scheme**



**Pole scheme**



**Wiring diagram**



**The ideal tool: Screwty® with torque function**

