

BCZ 3.81/11/180 SN BK BX

Weidmüller Interfaces GmbH & Co. KG

Postfach 3030

32760 Detmold

Tel. +49 5231 14-0

Fax. +49 5231 14-2083

info@weidmueller.com

www.weidmueller.com

Product image



Female socket connectors with clamping-yoke screw system for connecting wires.

Three wire-outlet directions are available and provide flexible connection-level design options:

- 180° wire parallel to plugging direction
- 90° wire perpendicular and above plugging direction
- 270° wire perpendicular and below plugging direction

There are three housing shapes, covering many different requirements, to choose from:

- Standard housing without flange
- Flange with screw (F)
- Flange featuring Weidmüller's patented release latch (LR) for lock-and-release latching with no strain and no tools needed.

Weidmüller's 3.81-mm-pitch (0.15 inch) plug-in connectors are compatible with the layouts of customary connectors and offer space for labelling and coding.

General ordering data

| | |
|--------------|---|
| Version | PCB plug-in connector, female plug, 3.81 mm, Number of poles: 11, 180°, Clamping yoke connection, Clamping range, max. : 1.5 mm², Box |
| Order No. | 1899400000 |
| Type | BCZ 3.81/11/180 SN BK BX |
| GTIN (EAN) | 4032248519309 |
| Qty. | 50 pc(s). |
| Product data | IEC: 320 V / 17.5 A / 0.2 - 1.5 mm² UL: 300 V / 10 A / AWG 28 - AWG 16 |
| Packaging | Box |

BCZ 3.81/11/180 SN BK BX

Weidmüller Interfaces GmbH & Co. KG

Postfach 3030

32760 Detmold

Tel. +49 5231 14-0

Fax. +49 5231 14-2083

info@weidmueller.com

www.weidmueller.com

Technical data

Dimensions and weights

| | | | |
|------------|---------|-----------------|------------|
| Depth | 16.1 mm | Depth (inches) | 0.634 inch |
| Height | 11.1 mm | Height (inches) | 0.437 inch |
| Width | 42 mm | Width (inches) | 1.654 inch |
| Net weight | 8.88 g | | |

Temperatures

| | | | |
|-----------------------------|--------|-----------------------------|--------|
| Operating temperature, min. | -50 °C | Operating temperature, max. | 120 °C |
|-----------------------------|--------|-----------------------------|--------|

System Parameters

| | | | |
|--|-------------------------------------|-------------------|-----------------------------|
| Product family | OMNIMATE Signal - series BC/SC 3.81 | | |
| Type of connection | Field connection | | |
| Wire connection method | Clamping yoke connection | | |
| Pitch in mm (P) | 3.81 mm | | |
| Pitch in inches (P) | 0.15 inch | | |
| Conductor outlet direction | 180° | | |
| Number of poles | 11 | | |
| L1 in mm | 38.1 mm | | |
| L1 in inches | 1.5 inch | | |
| Number of rows | 1 | | |
| Pin series quantity | 1 | | |
| Rated cross-section | 1 mm ² | | |
| Touch-safe protection acc. to DIN VDE 57 106 | Safe from finger touch | | |
| Touch-safe protection acc. to DIN VDE 0470 | IP20 plugged/ IP10 unplugged | | |
| Protection degree | IP20 | | |
| Volume resistance | ≤5 mΩ | | |
| Can be coded | Yes | | |
| Stripping length | 7 mm | | |
| Clamping screw | M 2 | | |
| Screwdriver blade | 0.4 x 2.5 | | |
| Screwdriver blade standard | DIN 5264 | | |
| Plugging cycles | 25 | | |
| Plugging force/pole, max. | 7 N | | |
| Pulling force/pole, max. | 5 N | | |
| Tightening torque | Torque type | Wire connection | |
| | Usage information | Tightening torque | min. 0.2 Nm max. 0.25 Nm |

Material data

| | | | |
|---------------------------------------|-------------------------------|---------------------------------------|--------|
| Insulating material | PA 66 GF 30 | Colour | black |
| Colour chart (similar) | RAL 9011 | Insulating material group | II |
| Comparative Tracking Index (CTI) | ≥ 550 | UL 94 flammability rating | V-0 |
| Contact material | Copper alloy | Contact surface | tinned |
| Layer structure of plug contact | 0.5...1.5 µm Cu / 2...5 µm Sn | Storage temperature, min. | -40 °C |
| Storage temperature, max. | 70 °C | Operating temperature, min. | -50 °C |
| Operating temperature, max. | 120 °C | Temperature range, installation, min. | -25 °C |
| Temperature range, installation, max. | 120 °C | | |

Creation date May 4, 2023 3:24:06 PM CEST

Catalogue status 28.04.2023 / We reserve the right to make technical changes.

2

BCZ 3.81/11/180 SN BK BX

Weidmüller Interfaces GmbH & Co. KG

Postfach 3030

32760 Detmold

Tel. +49 5231 14-0

Fax. +49 5231 14-2083

Technical data

info@weidmueller.com

www.weidmueller.com

Conductors suitable for connection

| | |
|---|----------------------|
| Clamping range, min. | 0.08 mm ² |
| Clamping range, max. | 1.5 mm ² |
| Wire connection cross section AWG, min. | AWG 28 |
| Wire connection cross section AWG, max. | AWG 16 |
| Solid, min. H05(07) V-U | 0.2 mm ² |
| Solid, max. H05(07) V-U | 1.5 mm ² |
| Flexible, min. H05(07) V-K | 0.2 mm ² |
| Flexible, max. H05(07) V-K | 1.5 mm ² |
| w. plastic collar ferrule, DIN 46228 pt 4, 0.2 mm ² min. | |
| w. plastic collar ferrule, DIN 46228 pt 4, 1.5 mm ² max. | |
| w. wire end ferrule, DIN 46228 pt 1, min. | 0.2 mm ² |
| w. wire end ferrule, DIN 46228 pt 1, max. | 1.5 mm ² |
| Plug gauge in accordance with EN 60999 a x b; ø | 2.4 mm x 1.5 mm |

| Clampable conductor | Cross-section for conductor connection | Type | fine-wired |
|--|--|------------------------------|-------------------------|
| | | nominal | 0.5 mm ² |
| wire end ferrule | | Stripping length | nominal 6 mm |
| | | Recommended wire-end ferrule | H0.5/6 |
| | | | |
| Cross-section for conductor connection | | Type | fine-wired |
| | | nominal | 0.75 mm ² |
| wire end ferrule | | Stripping length | nominal 6 mm |
| | | Recommended wire-end ferrule | H0.75/6 |
| | | | |
| Cross-section for conductor connection | | Type | fine-wired |
| | | nominal | 1 mm ² |
| wire end ferrule | | Stripping length | nominal 6 mm |
| | | Recommended wire-end ferrule | H1.0/6 |
| | | | |
| Cross-section for conductor connection | | Type | fine-wired |
| | | nominal | 1.5 mm ² |
| wire end ferrule | | Stripping length | nominal 7 mm |
| | | Recommended wire-end ferrule | H1.5/7 |
| | | | |

Reference text The outside diameter of the plastic collar should not be larger than the pitch (P). Length of ferrules is to be chosen depending on the product and the rated voltage.

Rated data acc. to IEC

| tested acc. to standard | IEC 60664-1, IEC 61984 | Rated current, min. number of poles (Tu=20°C) | 17.5 A |
|---|------------------------|---|------------------|
| Rated current, max. number of poles (Tu=20°C) | 17.5 A | Rated current, min. number of poles (Tu=40°C) | 17 A |
| Rated current, max. number of poles (Tu=40°C) | 15.2 A | Rated voltage for surge voltage class / pollution degree II/2 | 320 V |
| Rated voltage for surge voltage class / pollution degree III/2 | 160 V | Rated voltage for surge voltage class / pollution degree III/3 | 160 V |
| Rated impulse voltage for surge voltage class/ pollution degree II/2 | 2.5 kV | Rated impulse voltage for surge voltage class/ pollution degree III/2 | 2.5 kV |
| Rated impulse voltage for surge voltage class/ contamination degree III/3 | 2.5 kV | Short-time withstand current resistance | 3 x 1s with 76 A |

Creation date May 4, 2023 3:24:06 PM CEST

BCZ 3.81/11/180 SN BK BX

Weidmüller Interfaces GmbH & Co. KG

Postfach 3030

32760 Detmold

Tel. +49 5231 14-0

Fax. +49 5231 14-2083

info@weidmueller.com

Technical data

Rated data acc. to CSA

Institute (CSA)



Certificate No. (CSA)

www.weidmueller.com

200039-1121690

| | |
|-----------------------------------|--|
| Rated voltage (Use group B / CSA) | 300 V |
| Rated current (Use group B / CSA) | 8 A |
| Wire cross-section, AWG, min. | AWG 28 |
| Reference to approval values | Specifications are maximum values, details - see approval certificate. |

| | |
|-----------------------------------|--------|
| Rated voltage (Use group C / CSA) | 50 V |
| Rated current (Use group C / CSA) | 8 A |
| Wire cross-section, AWG, max. | AWG 16 |

Rated data acc. to UL 1059

Institute (cURus)



Certificate No. (cURus)

E60693

| | |
|---------------------------------------|--|
| Rated voltage (Use group B / UL 1059) | 300 V |
| Rated current (Use group B / UL 1059) | 10 A |
| Wire cross-section, AWG, min. | AWG 28 |
| Reference to approval values | Specifications are maximum values, details - see approval certificate. |

| | |
|---------------------------------------|--------|
| Rated voltage (Use group D / UL 1059) | 300 V |
| Rated current (Use group D / UL 1059) | 10 A |
| Wire cross-section, AWG, max. | AWG 16 |

Packing

| | | | |
|-----------|--------|------------|--------|
| Packaging | Box | VPE length | 60 mm |
| VPE width | 100 mm | VPE height | 120 mm |

Type tests

| | | |
|--|------------|---|
| Test: Durability of markings | Standard | DIN EN 61984 section 7.3.2 / 09.02 taking pattern from DIN EN 60068-2-70 / 07.96 |
| | Test | mark of origin, type identification, rated voltage, rated cross-section, pitch, type of material, approval marking UL, approval marking CSA |
| | Evaluation | available |
| | Test | durability |
| Test: Misengagement (Non-interchangeability) | Evaluation | passed |
| | Standard | DIN EN 61984 section 6.3 and 6.9.1 / 09.02, DIN EN 60512-13-5 / 11.06 |
| | Test | 180° turned without coding elements |
| | Evaluation | passed |
| | Test | visual examination |
| | Evaluation | passed |

BCZ 3.81/11/180 SN BK BX

Weidmüller Interfaces GmbH & Co. KG

Postfach 3030

32760 Detmold

Tel. +49 5231 14-0

Technical data

Fax. +49 5231 14-2083

| | | | |
|---|---|--|-------------------------------|
| Test: Clampable cross section | Standard | DIN EN 60999-1 section 7 and 9.1 / 12.00, DIN EN 60947-2 section 2.4.5 / 12.02 | |
| | Conductor type | Type of conductor and conductor cross-section | solid 0.08 mm ² |
| | | Type of conductor and conductor cross-section | stranded 0.08 mm ² |
| | | Type of conductor and conductor cross-section | solid 1.5 mm ² |
| | | Type of conductor and conductor cross-section | stranded 1.5 mm ² |
| | | Type of conductor and conductor cross-section | AWG 28/1 |
| | | Type of conductor and conductor cross-section | AWG 28/19 |
| | | Type of conductor and conductor cross-section | AWG 16/1 |
| | | Type of conductor and conductor cross-section | AWG 16/19 |
| Evaluation | passed | | |
| Test for damage to and accidental loosening of conductors | Standard | DIN EN 60999-1 section 9.4 / 12.00 | |
| | Requirement | 0.2 kg | |
| | Conductor type | Type of conductor and conductor cross-section | stranded 0.25 mm ² |
| | | Type of conductor and conductor cross-section | AWG 28/1 |
| | | Type of conductor and conductor cross-section | AWG 28/19 |
| | Evaluation | passed | |
| | Requirement | 0.3 kg | |
| | Conductor type | Type of conductor and conductor cross-section | solid 0.5 mm ² |
| | Evaluation | passed | |
| | Requirement | 0.4 kg | |
| Conductor type | Type of conductor and conductor cross-section | solid 1.5 mm ² | |
| | Type of conductor and conductor cross-section | stranded 1.5 mm ² | |
| | Type of conductor and conductor cross-section | AWG 16/1 | |
| | Type of conductor and conductor cross-section | AWG 16/19 | |
| Evaluation | passed | | |

BCZ 3.81/11/180 SN BK BX

Weidmüller Interfaces GmbH & Co. KG

Postfach 3030

32760 Detmold

Tel. +49 5231 14-0

Technical data

Fax. +49 5231 14-2083

| | | | | |
|---------------|----------------|---|---|--|
| Pull-out test | Standard | DIN EN 60999-1 section 9.5 / 12.00 | | |
| | Requirement | ≥10 N info@weidmueller.com | | |
| | Conductor type | Type of conductor and conductor cross-section | stranded 0.25 mm ² and twisted | |
| | | Type of conductor and conductor cross-section | AWG 28/1 | |
| | | Type of conductor and conductor cross-section | AWG 28/19 | |
| | Evaluation | passed | | |
| | Requirement | ≥20 N | | |
| | Conductor type | Type of conductor and conductor cross-section | H05V-U0.5 | |
| | | Evaluation | passed | |
| | Requirement | ≥40 N | | |
| | Conductor type | Type of conductor and conductor cross-section | H07V-U1.5 | |
| | | Type of conductor and conductor cross-section | H07V-K1.5 | |
| | | Type of conductor and conductor cross-section | AWG 16/1 | |
| | | Type of conductor and conductor cross-section | AWG 16/19 | |
| | Evaluation | passed | | |

Classifications

| | | | |
|-------------|-------------|-------------|-------------|
| ETIM 6.0 | EC002638 | ETIM 7.0 | EC002638 |
| ETIM 8.0 | EC002638 | ECLASS 9.0 | 27-44-03-09 |
| ECLASS 9.1 | 27-44-03-09 | ECLASS 10.0 | 27-44-03-09 |
| ECLASS 11.0 | 27-46-02-02 | ECLASS 12.0 | 27-46-02-02 |

Environmental Product Compliance

| | |
|------------|--------------------------------------|
| REACH SVHC | Lead 7439-92-1 |
| SCIP | ea9dd4b8-c51f-409c-885a-41700372be61 |

BCZ 3.81/11/180 SN BK BX

Weidmüller Interfaces GmbH & Co. KG

Postfach 3030

32760 Detmold

Tel. +49 5231 14-0

Fax. +49 5231 14-2083

info@weidmueller.com

www.weidmueller.com

Technical data

Important note

| | |
|----------------|---|
| IPC conformity | Conformity: The products are developed, manufactured and delivered according international recognized standards and norms and comply with the assured properties in the data sheet resp. fulfill decorative properties in accordance with IPC-A-610 "Class 2". Further claims on the products can be evaluated on request. |
| Notes | <ul style="list-style-type: none"> • Additional variants on request • Rated current related to rated cross-section & min. No. of poles. • Wire end ferrule without plastic collar to DIN 46228/1 • Wire end ferrule with plastic collar to DIN 46228/4 • P on drawing = pitch • Rated data refer only to the component itself. Clearance and creepage distances to other components are to be designed in accordance with the relevant application standards. • Long term storage of the product with average temperature of 50 °C and average humidity 70%, 36 months |

Approvals

Approvals



| | |
|-------------------------|------------|
| ROHS | Conform |
| UL File Number Search | UL Website |
| Certificate No. (cURus) | E60693 |

Downloads

| | |
|---|---|
| Approval/Certificate/Document of Conformity | CB Certificate CB Testreport Declaration of the Manufacturer |
| Engineering Data | CAD data – STEP |
| Engineering Data | WSCAD |
| Catalogues | Catalogues in PDF-format |
| Brochures | FL DRIVES EN MB DEVICE MANUF. EN FL DRIVES DE FL BUILDING SAFETY EN FL APPL LED LIGHTING EN FLIndustr.CONTROLS EN FL MACHINE SAFETY EN FL HEATING ELECTR EN FL APPL INVERTER EN FL_BASE_STATION_EN FL ELEVATOR EN FL POWER SUPPLY EN FL 72H SAMPLE SER EN PO OMNIMATE EN PO OMNIMATE EN |

BCZ 3.81/11/180 SN BK BX

Weidmüller Interfaces GmbH & Co. KG

Postfach 3030


32760 Detmold

Tel. +49 5231 14-0

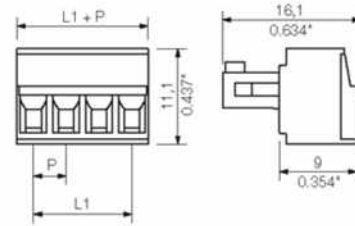
Fax. +49 5231 14-2083

Drawings

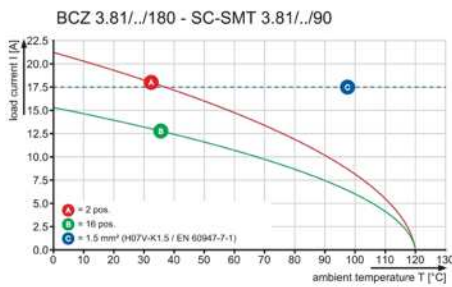
Product image



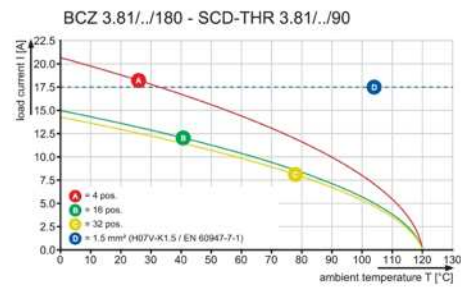
Dimensional drawing info@weidmueller.com



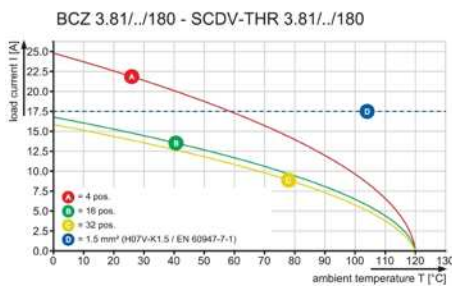
Graph



Graph



Graph



10

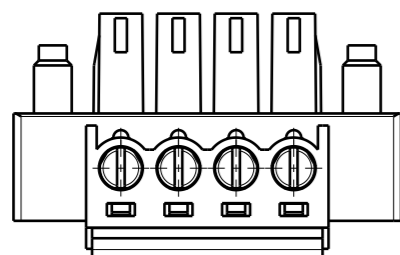
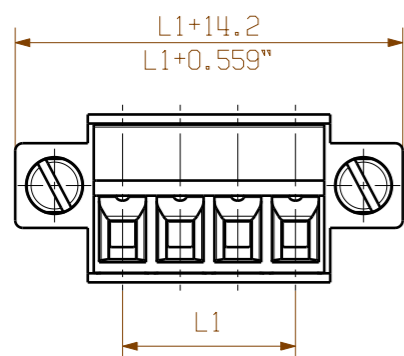
BCZ 3.81/.../180 ...



BCZ 3.81/.../180LR ...



BCZ 3.81/.../180F ...



KUNDENZEICHNUNG
CUSTOMER DRAWING

| | | |
|----|---------|-----------|
| 20 | 72.39 | 2.850 |
| 19 | 68.58 | 2.700 |
| 18 | 64.77 | 2.550 |
| 17 | 60.96 | 2.400 |
| 16 | 57.15 | 2.250 |
| 15 | 53.34 | 2.100 |
| 14 | 49.53 | 1.950 |
| 13 | 45.72 | 1.800 |
| 12 | 41.91 | 1.650 |
| 11 | 38.10 | 1.500 |
| 10 | 34.29 | 1.350 |
| 9 | 30.48 | 1.200 |
| 8 | 26.67 | 1.050 |
| 7 | 22.86 | 0.900 |
| 6 | 19.05 | 0.750 |
| 5 | 15.24 | 0.600 |
| 4 | 11.43 | 0.450 |
| 3 | 7.62 | 0.300 |
| 2 | 3.81 | 0.150 |
| N | L1 [mm] | L1 [inch] |

For the mounting of PCBs, it should be noted that the rated data given in the catalogue relates only to the connection elements. The necessary creepage and clearance paths must be observed in connection with the respective applicant in accordance to VDE 0110. The current-carrying capacity and pitch tolerance is to be determined according to DIN IEC 326 part 3 very fine.

Weidmüller connectors are tested to the DIN VDE 0627 standard, and are valid for its field of application. Provided that the connectors are used to the intended purpose, all requirements with respect to the occurring of electrical, mechanical, thermic and corrosive stress will be satisfied.

| | | | | | | | |
|---|--|-----------------------------|--|-------------------|--|--|--|
| GENERAL TOLERANCE: DIN ISO 2768-m | | 98178/5 16.10.17 MA_J 01 | | Weidmüller | | C 40383 10 | |
| RoHS COMPLIANT Max. nos. | | Modification | | Drawing no. | | Issue no. | |
| Scale: 2/1 | | Date | | Name | | Sheet 01 of 06 sheets | |
| Supersedes: . | | Drawn | | Responsible | | BCZ 3.81/.../180 SN ... BUCHSENLEISTE SOCKET BLOCK | |
| | | Checked | | Approved | | Product file: BCZ 3.81 7070 | |

The reproduction, distribution and utilization of this document as well as the communication of its contents to others without explicit authorization is prohibited. Offenders will be held liable for the payment of damages. Weidmüller exclusively reserves the right to file for patents, utility models or designs.

© Weidmüller Interface GmbH & Co. KG