

**DLA 2.5/LD-RT DB****Weidmüller Interface GmbH & Co. KG**

Klingenbergstraße 26

D-32758 Detmold

Germany

www.weidmueller.com

**Product image**

The high reliability and variety of designs of the terminal blocks with clamping yoke connections make planning easier and optimises operational safety. Klippon® Connect provides a proven response to a range of different requirements.

**General ordering data**

Version	W-Series, Initiator/actuator terminal, Rated cross-section: 2.5 mm <sup>2</sup> , Screw connection
Order No.	<a href="#">1783600000</a>
Type	DLA 2.5/LD-RT DB
GTIN (EAN)	4032248212477
Qty.	50 pc(s).

Creation date October 11, 2023 8:38:15 AM CEST

Catalogue status 30.09.2023 / We reserve the right to make technical changes.

## DLA 2.5/LD-RT DB

Weidmüller Interface GmbH &amp; Co. KG

Klingenbergstraße 26

D-32758 Detmold

Germany

www.weidmueller.com

## Technical data

## Dimensions and weights

Depth	48.5 mm	Depth (inches)	1.909 inch
Depth including DIN rail	49 mm	Height	66 mm
Height (inches)	2.598 inch	Width	6.1 mm
Width (inches)	0.24 inch	Net weight	14.59 g

## Temperatures

Storage temperature	-25 °C...55 °C	Continuous operating temp., min.	-50 °C
Continuous operating temp., max.	120 °C		

## Material data

Material	Wemid	Colour	dark beige
UL 94 flammability rating	V-0		

## System specifications

Version	Screw connection, With PE connection, with LED	End cover plate required	Yes
Number of potentials	2	Number of levels	3
Number of clamping points per level	2	Number of potentials per tier	1
Levels cross-connected internally	Yes	PE connection	Yes
Rail	TS 35	N-function	No
PE function	Yes	PEN function	No

## Additional technical data

Electronic component	red LED	Explosion-tested version	No
Number of similar terminals	1	Open sides	right
Type of mounting	Snap-on		

## CSA rating data

Certificate No. (CSA)	12400-280	Current size B (CSA)	10 A
Current size C (CSA)	10 A	Current size D (CSA)	10 A
Voltage size B (CSA)	30 V	Voltage size C (CSA)	30 V
Voltage size D (CSA)	30 V	Wire cross section max. (CSA)	12 AWG
Wire cross section min. (CSA)	26 AWG		

## Conductors for clamping (additional connection)

Conductor cross-section, flexible plus plastic collar DIN 46228/1, further connection, max. 2.5 mm<sup>2</sup>

## Conductors for clamping (rated connection)

Blade size 0.6 x 3.5 mm

## DLA 2.5/LD-RT DB

**Weidmüller Interface GmbH & Co. KG**  
 Klingenbergstraße 26  
 D-32758 Detmold  
 Germany

www.weidmueller.com

## Technical data

Clampable conductor	Connection specification		Screw connection	
	Cross-section for conductor connection	Type	solid, H05(07) V-U	
		min.	0.5 mm <sup>2</sup>	
		max.	4 mm <sup>2</sup>	
		nominal	2.5 mm <sup>2</sup>	
	wire end ferrule	Stripping length	min.	7 mm
			max.	7 mm
			nominal	7 mm
		Tightening torque	min.	0.4 Nm
	max.		0.6 Nm	
	Recommended wire-end ferrule			
	Connection specification		Screw connection	
Cross-section for conductor connection	Type	stranded, H07V-R		
	min.	1.5 mm <sup>2</sup>		
	max.	4 mm <sup>2</sup>		
	nominal	2.5 mm <sup>2</sup>		
wire end ferrule	Stripping length	min.	7 mm	
		max.	7 mm	
		nominal	7 mm	
	Tightening torque	min.	0.4 Nm	
max.		0.6 Nm		
Recommended wire-end ferrule				
Connection specification		Screw connection		
Cross-section for conductor connection	Type	flexible, H05(07) V-K		
	min.	0.5 mm <sup>2</sup>		
	max.	4 mm <sup>2</sup>		
	nominal	2.5 mm <sup>2</sup>		
wire end ferrule	Stripping length	min.	7 mm	
		max.	7 mm	
		nominal	7 mm	
	Tightening torque	min.	0.4 Nm	
max.		0.6 Nm		
Recommended wire-end ferrule				
Clamping range, max.	4 mm <sup>2</sup>			
Clamping range, min.	0.13 mm <sup>2</sup>			
Clamping screw	M 2.5			
Connection cross-section, stranded, max.	4 mm <sup>2</sup>			
Connection cross-section, stranded, min.	1.5 mm <sup>2</sup>			
Connection direction	on side			
Gauge to IEC 60947-1	A3			
Number of connections	3			
Stripping length	7 mm			
Tightening torque, max.	0.6 Nm			
Tightening torque, min.	0.4 Nm			
Torque level with DMS electric screwdriver	1			
Type of connection	Screw connection			
Wire connection cross section AWG, max.	AWG 12			
Wire connection cross section AWG, min.	AWG 26			
Wire connection cross section, finely stranded, max.	4 mm <sup>2</sup>			
Wire connection cross section, finely stranded, min.	0.5 mm <sup>2</sup>			

Creation date October 11, 2023 8:38:15 AM CEST

**DLA 2.5/LD-RT DB****Weidmüller Interface GmbH & Co. KG**

Klingenbergstraße 26

D-32758 Detmold

Germany

www.weidmueller.com

**Technical data**

Wire connection cross-section, finely stranded with wire-end ferrules DIN 46228/1, max.	2.5 mm <sup>2</sup>
---	---------------------

Wire connection cross-section, finely stranded with wire-end ferrules DIN 46228/1, min.	0.5 mm <sup>2</sup>
---	---------------------

Wire connection cross-section, solid core, max.	4 mm <sup>2</sup>
---	-------------------

Wire connection cross-section, solid core, min.	0.5 mm <sup>2</sup>
---	---------------------

**General**

Rail	TS 35	Standards	IEC 60947-7-1 (-7-2)
Wire connection cross section AWG, max.	AWG 12	Wire connection cross section AWG, min.	AWG 26

**Rating data**

Rated cross-section	2.5 mm <sup>2</sup>	Rated voltage	30 V
Rated DC voltage	30 V	Rated current	17.5 A
Current at maximum wires	17.5 A	Standards	IEC 60947-7-1 (-7-2)
Volume resistance according to IEC 60947-7-x	1.33 mΩ	Rated impulse withstand voltage	0.8 kV
Power loss in accordance with IEC 60947-7-x	0.77 W	Pollution severity	3

**UL rating data**

Certificate No. (UR)	E60693	Conductor size Factory wiring max. (UR)	12 AWG
Conductor size Factory wiring min. (UR)	26 AWG	Conductor size Field wiring max. (UR)	12 AWG
Conductor size Field wiring min. (UR)	22 AWG		

**Classifications**

ETIM 6.0	EC000900	ETIM 7.0	EC000900
ETIM 8.0	EC000900	ETIM 9.0	EC000900
ECLASS 9.0	27-14-11-28	ECLASS 9.1	27-14-11-28
ECLASS 10.0	27-14-11-28	ECLASS 11.0	27-14-11-28
ECLASS 12.0	27-14-11-28	ECLASS 13.0	27250112

**Approvals**

Approvals



ROHS	Conform
UL File Number Search	UL Website
Certificate No. (UR)	E60693

**DLA 2.5/LD-RT DB**

**Weidmüller Interface GmbH & Co. KG**  
Klingenbergstraße 26  
D-32758 Detmold  
Germany

[www.weidmueller.com](http://www.weidmueller.com)

**Technical data****Downloads**

Approval/Certificate/Document of Conformity	<a href="#">CE Declaration of Conformity</a> <a href="#">UKCA declaration of conformity</a>
Engineering Data	<a href="#">CAD data – STEP</a>
Engineering Data	<a href="#">Zuken E3.S</a>
User Documentation	<a href="#">StorageConditionsTerminalBlocks</a>
Catalogues	<a href="#">Catalogues in PDF-format</a>
Brochures	

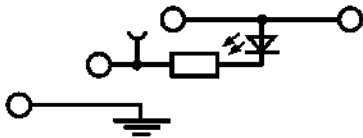
**Data sheet**

**DLA 2.5/LD-RT DB**

**Weidmüller Interface GmbH & Co. KG**  
Klingenbergstraße 26  
D-32758 Detmold  
Germany

[www.weidmueller.com](http://www.weidmueller.com)

**Drawings**



**DLA 2.5/LD-RT DB**

**Weidmüller Interface GmbH & Co. KG**  
 Klingenbergstraße 26  
 D-32758 Detmold  
 Germany

www.weidmueller.com

**Accessories**

**SAK-Series**




A partition plate is used for the optical separation of circuits or used for electrical isolation from neighbouring cross-connectors. In contrast to the end plate, the contour can be larger than the adjacent terminal blocks. However, it should not be smaller, as otherwise the required clearance and creepage distances within the application can no longer be maintained.

**General ordering data**

Type	TSCH 1	Version
Order No.	<a href="#">0319160000</a>	SAK Series, Small partition, beige, 2 mm
GTIN (EAN)	4008190097219	
Qty.	100 pc(s).	

**SAK-Series**



Weidmüller's range of products includes end brackets that guarantee a permanent, reliable mounting on the terminal rail and prevent sliding. Versions with and without screws are available. The end brackets include marking options, also for group markers, and also a test plug holder.

**General ordering data**

Type	EW 35	Version
Order No.	<a href="#">0383560000</a>	Accessories, End bracket
GTIN (EAN)	4008190181314	
Qty.	50 pc(s).	

## DLA 2.5/LD-RT DB

**Weidmüller Interface GmbH & Co. KG**  
 Klingenbergstraße 26  
 D-32758 Detmold  
 Germany

www.weidmueller.com

# Accessories

## Blank



The Dekafix (DEK) marker is the universal marker for all conductor and plug-in connectors as well as for electronic sub-assemblies. The system is ideal for short number sequences and covers a wide range of ready-printed markers.

Strips for fast installation in only one work step. The printing is easy to read, rich in contrast and available in various widths.

- Large range of ready-to-use markers
- Strips for fast installation
- Terminal markers, suitable for all Weidmüller cable connectors
- Available as blank MultiCard or with standard printing

**For custom printing:** Please send us a file of our labeling software M-Print PRO or M-Print PRO Online (without installation) for your labeling specifications.

### General ordering data

Type	DEK 5/6 MC NE WS	Version
Order No.	<a href="#">1609820000</a>	Dekafix, Terminal marker, 5 x 6 mm, Pitch in mm (P): 6.00
GTIN (EAN)	4008190203436	Weidmueller, white
Qty.	1,000 pc(s).	

## 2.5 mm<sup>2</sup>



Numerous national and international approvals and qualifications in accordance with a variety of application standards make the W-series a universal connection solution, especially in harsh conditions. The screw connection has long been an established connection element to meet exacting demands in terms of reliability and functionality. And our W-Series is still setting standards.

### General ordering data

Type	Q 2 DLI	Version
Order No.	<a href="#">1312500000</a>	SAK Series, Cross-connector, for cross-connection link, Number of poles: 2
GTIN (EAN)	4008190039837	
Qty.	50 pc(s).	
Type	Q 4 DLI	Version
Order No.	<a href="#">1312700000</a>	SAK Series, Cross-connector, for cross-connection link, Number of poles: 4
GTIN (EAN)	4008190162122	
Qty.	50 pc(s).	
Type	Q 3 DLI	Version
Order No.	<a href="#">1312600000</a>	SAK Series, Cross-connector, for cross-connection link, Number of poles: 3
GTIN (EAN)	4008190024604	
Qty.	50 pc(s).	

## DLA 2.5/LD-RT DB

**Weidmüller Interface GmbH & Co. KG**  
 Klingenbergstraße 26  
 D-32758 Detmold  
 Germany


www.weidmueller.com

## Accessories

Type	Q 10 DLI	Version
Order No.	<a href="#">1313100000</a>	SAK Series, Cross-connector, for cross-connection link, Number of
GTIN (EAN)	4008190167622	poles: 10
Qty.	20 pc(s).	

Type	Q 20 DLI	Version
Order No.	<a href="#">1399800000</a>	SAK Series, Cross-connector, for cross-connection link, Number of
GTIN (EAN)	4008190070670	poles: 20
Qty.	20 pc(s).	

### Slotted screwdriver



Slotted screwdriver with rounded blade SD DIN 5265, ISO 2380/2, output to DIN 5264, ISO 2380/1. ChromTop tip, SoftFinish grip

### General ordering data

Type	SDS 0.6X3.5X100	Version
Order No.	<a href="#">9008330000</a>	Screwdriver, Screwdriver
GTIN (EAN)	4032248056286	
Qty.	1 pc(s).	

### 2.5 mm<sup>2</sup>



To ensure the finger safety and the compliance to the required clearance and creepage distances, an end plate has to be placed at the end of a plug.

### General ordering data

Type	AP DLI2.5 DB	Version
Order No.	<a href="#">1783550000</a>	W-Series, End plate, 1.5 mm, dark beige, Direct mounting
GTIN (EAN)	4032248189847	
Qty.	20 pc(s).	


## DLA 2.5/LD-RT DB

**Weidmüller Interface GmbH & Co. KG**  
 Klingenbergstraße 26  
 D-32758 Detmold  
 Germany

[www.weidmueller.com](http://www.weidmueller.com)

# Accessories

## Marker holder



The marker holder offer the possibility of additional mounting of standard markers with a pitch of 5 or 5.1 mm. The angled holders can be optionally snapped together and could be mounted in all standard marking channels of the Klippon® Connect modular terminal blocks. Fitting marker types could be found under the respective accessories of the designation marking holder.

## General ordering data

Type	BZT 1 WS 10/5	Version
Order No.	<a href="#">1805490000</a>	Accessories, Marker holder
GTIN (EAN)	4032248270231	
Qty.	100 pc(s).	
Type	BZT 1 ZA WS 10/5	Version
Order No.	<a href="#">1805520000</a>	Accessories, Marker holder
GTIN (EAN)	4032248270248	
Qty.	100 pc(s).	