


**OMNIMATE Signal - series BL/SL 5.08
SL 5.08HC/12/90G 3.2SN OR BX**

Weidmüller Interface GmbH & Co. KG
 Klingenbergstraße 16
 D-32758 Detmold
 Germany
 Fon: +49 5231 14-0
 Fax: +49 5231 14-292083
 www.weidmueller.com



Pin headers made from glass-fibre-reinforced plastic with 90° wire outlet; optimised for wave soldering. The flange variant (F) can be screwed onto the respective counter piece or the circuit board. There is no need for an extra screw to connect the circuit board when the solder flange (LF) version is used. This also protects the solder points from mechanical strain. All pin headers can be manually coded or ordered pre-coded. HC = High Current.

General ordering data

| | |
|--------------|--|
| Type | SL 5.08HC/12/90G 3.2SN OR BX |
| Order No. | 1147600000 |
| Version | PCB plug-in connector, male header, closed side, Solder connection, 5.08 mm, No. of poles: 12, 90°, Solder pin length (l): 3.2 mm, tinned, Orange, Box |
| GTIN (EAN) | 4050118051179 |
| Qty. | 50 pc(s). |
| Product data | IEC: 400 V / 24 A UL: 300 V / 18.5 A |
| Packaging | Box |

**OMNIMATE Signal - series BL/SL 5.08
SL 5.08HC/12/90G 3.2SN OR BX**

Weidmüller Interface GmbH & Co. KG
Klingenbergstraße 16
D-32758 Detmold
Germany
Fon: +49 5231 14-0
Fax: +49 5231 14-292083
www.weidmueller.com

Technical data
Dimensions and weights

Net weight 4.96 g

System parameters

| Product family | | Mounting onto the PCB | |
|---|-----------------------|---------------------------------|---------------------|
| OMNIMATE Signal - series BL/SL 5.08 | | Solder connection | |
| Outgoing elbow | 90° | Pitch in mm (P) | 5.08 mm |
| Pitch in inches (P) | 0.2 inch | No. of poles | 12 |
| Solder pin length (l) | 3.2 mm | Solder pin length tolerance | 0 / -0.3 mm |
| Solder pin dimensions | d = 1.2 mm, Octagonal | Can be coded | Yes |
| Number of solder pins per pole | 1 | Solder eyelet hole diameter (D) | 1.3 mm |
| Solder eyelet hole diameter tolerance (D) | + 0,1 mm | L1 in mm | 55.88 mm |
| L1 in inches | 2.2 inch | Insulation resistance | ≥ 10 ⁸ Ω |

Material data

| | | | |
|---------------------------------------|--------|---------------------------------------|--------|
| Insulating material | PA GF | Colour | Orange |
| Insulating material group | II | UL 94 flammability rating | V-0 |
| CTI | ≥ 550 | Contact material | Cu-Leg |
| Contact surface | tinned | Operating temperature, min. | -50 °C |
| Operating temperature, max. | 100 °C | Temperature range, installation, min. | -25 °C |
| Temperature range, installation, max. | 100 °C | Max. relative humidity during storage | 80 % |


Rating data acc. to IEC 60664-1 / IEC 61984

| | | | |
|--|-------|---|--------|
| Rated current, min. no. of poles (Tu=20°C) | 24 A | Rated current, max. no. of poles (Tu=20°C) | 19 A |
| Rated current, number of poles (Tu=40°C), min | 21 A | Rated current, number of poles (Tu=40°C), max. | 16.5 A |
| Rated voltage for surge voltage class / pollution degree III/3 | 250 V | Rated impulse voltage for surge voltage class/ contamination degree III/3 | 4 kV |
| Rated voltage for surge voltage class / pollution degree III/2 | 320 V | Rated impulse voltage for surge voltage class/ pollution degree III/2 | 4 kV |
| Rated voltage for surge voltage class / pollution degree II/2 | 400 V | Rated impulse voltage for surge voltage class/ pollution degree II/2 | 4 kV |

CSA rating data

| | | | |
|-----------------------------|-------|-----------------------------|--------|
| Rated voltage (Use group B) | 300 V | Rated current (use group B) | 18.5 A |
| Rated voltage (use group D) | 300 V | Rated current (use group D) | 18.5 A |

UL 1059 rating data

| | | | |
|-----------------------------|---|-----------------------------|--------|
| Institute (cURus) |  | Certificate No. (cURus) | E60693 |
| Rated voltage (use group B) | 300 V | Rated current (use group B) | 18.5 A |
| Rated voltage (use group D) | 300 V | Rated current (use group D) | 10 A |

Classifications

| | | | |
|------------|-------------|------------|-------------|
| ETIM 4.0 | EC002637 | ETIM 5.0 | EC002637 |
| ETIM 6.0 | EC002637 | eClass 6.2 | 27-26-07-04 |
| eClass 7.1 | 27-44-04-02 | | |

Creation date January 27, 2015 9:52:32 AM CET

Data sheet**OMNIMATE Signal - series BL/SL 5.08
SL 5.08HC/12/90G 3.2SN OR BX**

Weidmüller Interface GmbH & Co. KG
Klingenbergstraße 16
D-32758 Detmold
Germany
Fon: +49 5231 14-0
Fax: +49 5231 14-292083
www.weidmueller.com

Technical data**Notes**

| | |
|----------------|--|
| Notes | <ul style="list-style-type: none">• Additional colours on request• Gold-plated contact surfaces on request• Rated current related to rated cross-section & min. No. of poles.• P on drawing = pitch• Rated data refer only to the component itself. Clearance and creepage distances to other components are to be designed in accordance with the relevant application standards. |
| IPC conformity | The products are developed, manufactured and delivered according to the internationally recognised IPC-A-610 standard, category "permissible". More extensive demands on the products can be evaluated on request. |

Approvals

Approvals



ROHS

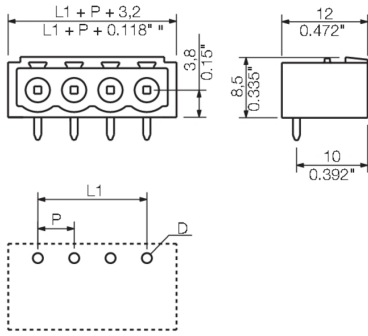
Conform

Data sheet

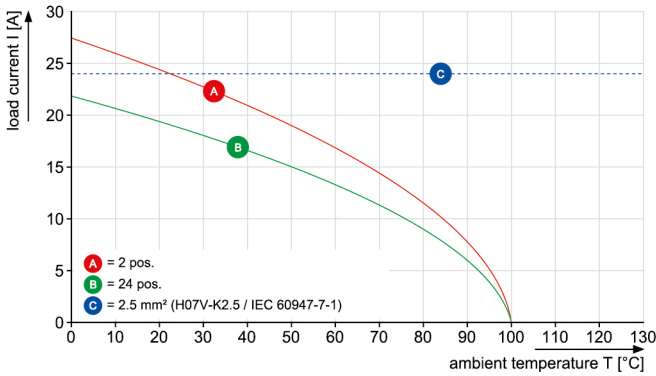
**OMNIMATE Signal - series BL/SL 5.08
SL 5.08HC/12/90G 3.2SN OR BX**

Weidmüller Interface GmbH & Co. KG
 Klingenbergstraße 16
 D-32758 Detmold
 Germany
 Fon: +49 5231 14-0
 Fax: +49 5231 14-292083
 www.weidmueller.com

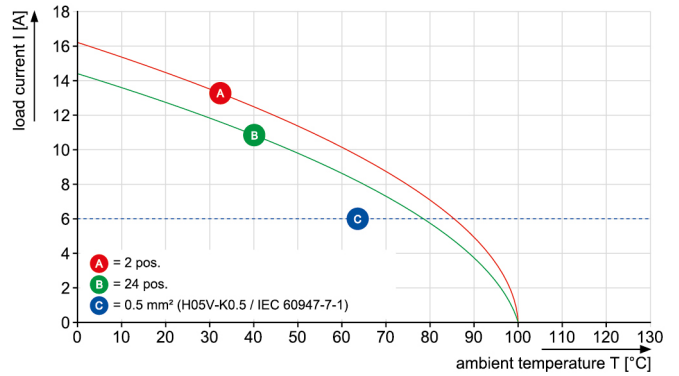
Drawings



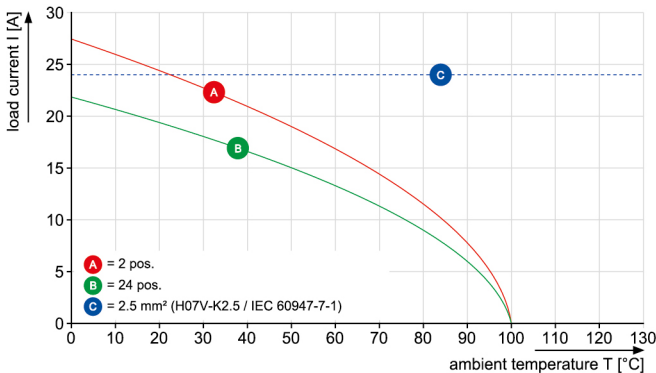
BLF 5.08HC/./90 - SL 5.08HC/./90



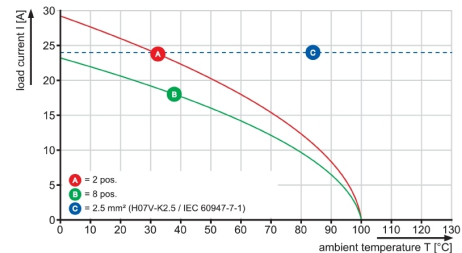
BLF 5.08HC/./90 - SL 5.08HC/./90



BLF 5.08HC/./270 - SL 5.08HC/./90



BLDF 5.08/180 - SL 5.08HC/./90



Data sheet**OMNIMATE Signal - series BL/SL 5.08
SL 5.08HC/12/90G 3.2SN OR BX**

Weidmüller Interface GmbH & Co. KG
Klingenbergstraße 16
D-32758 Detmold
Germany
Fon: +49 5231 14-0
Fax: +49 5231 14-292083
www.weidmueller.com

Drawings