

Data Sheet | Item Number: 811-431

2-conductor fuse holder ; for Class CC cylindrical fuses; 3-pole; with blown fuse indication; 600 VAC/VDC; for DIN-rail 35 x 15 and 35 x 7.5; 16 mm²; CAGE CLAMP®; light gray




<https://www.wago.com/811-431>



Color: ■ light gray

Similar to illustration



Similar to illustration

Fuse terminal block, 811 Series, light gray

Quick and easy connections are guaranteed with this fuse terminal block (item number 811-431). Ensure that the strip lengths are between 12 mm and 13 mm when connecting conductors to this fuse terminal block. This product features conductor terminals and utilizes CAGE CLAMP®. Our highly-rated and maintenance-free CAGE CLAMP® connection makes it easy to connect all conductor types without having to prepare the conductor. For example, you don't need to crimp ferrules. This fuse terminal block is suitable for conductor cross sections ranging from 2.5 mm² to 16 mm². It comes with one level and six clamping points for connecting three potentials / 3 poles. The light gray housing is made of polyamide (PA66) for insulation. These function terminal blocks are mounted using DIN-35 rails..

Notes

Safety Information

The fuse holder must not be opened under load.

Electrical data

Ratings per	IEC/HD 60269-2		
Overtoltage category	III	III	II
Pollution degree	3	2	2
Nominal voltage	600 V	-	-
Rated surge voltage	8 kV	-	-
Rated current	30 A	-	-

Ratings per IEC/EN – Notes

Ratings (note)	Electrical ratings are specified in the technical data of both fuse terminal block and fuse. When selecting glass cartridge fuses, make sure that the listed power loss is not exceeded.
----------------	--

Ratings per IEC/EN 2

Rated voltage (III/3)	600 V
-----------------------	-------

Approvals per

UL 4248-4

Use group	B	C	D
Rated voltage	-	-	-

Approvals per

CSA 22.2

Use group	B	C	D
Rated voltage	-	-	-

Power Loss

Power loss P _I max. overload and short-circuit protection (individual arrangement)	3 W
Power loss P _I max. overload and short-circuit protection (group arrangement)	3 W
Power loss P _I max. short-circuit protection (individual arrangement)	3 W
Power loss P _I max. short-circuit protection (group arrangement)	3 W

General information

Voltage type 1	AC
Voltage type 2	DC
Fuse receptacle	pluggable
Fuse type	Cylindrical fuse; 10 x 38 mm; Class CC

Connection data

Clamping units	6
Total number of potentials	3
Number of levels	1

Connection 1

Connection technology	CAGE CLAMP®
Actuation type	Operating tool
Connectable conductor materials	Copper
Solid conductor	2.5 ... 16 mm ² / 14 ... 6 AWG
Fine-stranded conductor	2.5 ... 16 mm ² / 16 ... 6 AWG
Strip length	12 ... 13 mm / 0.47 ... 0.51 inches
Pole number	3

Physical data

Width	52.5 mm / 2.067 inches
Height	105 mm / 4.134 inches
Depth from upper-edge of DIN-rail	55 mm / 2.165 inches

Mechanical data

Mounting type	DIN-35 rail
Mounting (note)	The fixed foot of the fuse terminal block must face upwards so that the fuse cannot fall out.

Material data

Note (material data)	Information on material specifications can be found here
Color	light gray
Material group	I
Insulation material (main housing)	Polyamide (PA66)
Flammability class per UL94	V0
Fire load	0 MJ
Weight	195 g

Environmental requirements

Processing temperature	-35 ... +85 °C
Continuous operating temperature	-35 ... +85 °C



Commercial data

Product Group	1 (Rail Mounted Terminal Blocks)
PU (SPU)	4 (1) pcs
Packaging type	Box
Country of origin	CN
GTIN	4055143187442
Customs tariff number	85369095000

Product classification

UNSPSC	39121624
eCl@ss 10.0	27-14-11-16
eCl@ss 9.0	27-14-11-16
ETIM 9.0	EC002705
ETIM 8.0	EC002705
ECCN	NO US CLASSIFICATION

Environmental Product Compliance

RoHS Compliance Status	Compliant, No Exemption
------------------------	-------------------------

Approvals / Certificates

Declarations of conformity and manufacturer's declarations

Approval	Standard	Certificate Name
EU-Declaration of Conformity WAGO GmbH & Co. KG	-	-

Downloads

Environmental Product Compliance

Compliance Search	
Environmental Product Compliance 811-431	↓

Documentation

Bid Text			
811-431	19.02.2019	xml 3.58 KB	↓
811-431	14.03.2017	doc 25.00 KB	↓

CAD/CAE-Data

CAD data	CAE data
2D/3D Models 811-431	EPLAN Data Portal 811-431
	WSCAD Universe 811-431
	ZUKEN Portal 811-431

1 Compatible Products

1.1 Optional Accessories

1.1.1 Ferrule

1.1.1.1 Ferrule



Item No.: 216-209

Ferrule; Sleeve for 10 mm² / AWG 8; insulated; electro-tin plated; red

Item No.: 216-109

Ferrule; Sleeve for 10 mm² / AWG 8; uninsulated; electro-tin plated

Item No.: 216-208

Ferrule; Sleeve for 6 mm² / AWG 10; insulated; electro-tin plated; electrolytic copper; gastight crimped; acc. to DIN 46228, Part 4/09.90; yellow

Item No.: 216-108

Ferrule; Sleeve for 6 mm² / AWG 10; uninsulated; electro-tin plated; silver-colored



Item No.: 216-545

Twin ferrule only for 811 series; Sleeve for 2 x 2.5 mm / AWG 14; insulated; Nominal current 63 A; blue

Item No.: 216-546

Twin ferrule only for 811 series; Sleeve for 2 x 4 mm / AWG 12; insulated; Nominal current 63 A; gray

Item No.: 216-547

Twin ferrule only for 811 series; Sleeve for 2 x 6 mm / AWG 10; insulated; Nominal current 63 A; yellow

1.1.2 Installation

1.1.2.1 Locking system



Item No.: 811-612

Coupling kit; for 12 poles; red

1.1.3 Jumper

1.1.3.1 Jumper



Item No.: 811-480

Jumper; 10-way; insulated; light gray

Item No.: 811-481

Jumper; 11-way; insulated; light gray

Item No.: 811-482

Jumper; 12-way; insulated; light gray

Item No.: 811-472

Jumper; 2-way; insulated; light gray



Item No.: 811-473

Jumper; 3-way; insulated; light gray

Item No.: 811-474

Jumper; 4-way; insulated; light gray

Item No.: 811-475

Jumper; 5-way; insulated; light gray

Item No.: 811-476

Jumper; 6-way; insulated; light gray



Item No.: 811-477

Jumper; 7-way; insulated; light gray

Item No.: 811-478

Jumper; 8-way; insulated; light gray

Item No.: 811-479

Jumper; 9-way; insulated; light gray

1.1.4 Marking

1.1.4.1 Label



Item No.: 210-805

Labels; for Smart Printer; permanent adhesive; 6 x 15 mm; 3000 pieces on roll; white



Item No.: 210-805/000-002

Labels; for Smart Printer; permanent adhesive; 6 x 15 mm; 3000 pieces on roll; yellow



Item No.: 210-806

Labels; for Smart Printer; permanent adhesive; 9 x 15 mm; 3000 pieces on roll; white



Item No.: 210-806/000-002

Labels; for Smart Printer; permanent adhesive; 9 x 15 mm; 3000 pieces on roll; yellow



Item No.: 210-705

Labels; for TP printers; permanent adhesive; 6 x 15 mm; 3000 pieces on roll; white



Item No.: 210-705/000-002

Labels; for TP printers; permanent adhesive; 6 x 15 mm; 3000 pieces on roll; yellow



Item No.: 210-706

Labels; for TP printers; permanent adhesive; 9 x 15 mm; 3000 pieces on roll; white



Item No.: 210-706/000-002

Labels; for TP printers; permanent adhesive; 9 x 15 mm; 3000 pieces on roll; yellow

1.1.4.2 Marker



Item No.: 793-5501/000-006

WMB marking card; as card; for terminal block width 5 - 17.5 mm; stretchable 5 - 5.2 mm; plain; snap-on type; blue



Item No.: 793-5501/000-014

WMB marking card; as card; for terminal block width 5 - 17.5 mm; stretchable 5 - 5.2 mm; plain; snap-on type; brown



Item No.: 793-5501/000-007

WMB marking card; as card; for terminal block width 5 - 17.5 mm; stretchable 5 - 5.2 mm; plain; snap-on type; gray



Item No.: 793-5501/000-023

WMB marking card; as card; for terminal block width 5 - 17.5 mm; stretchable 5 - 5.2 mm; plain; snap-on type; green



Item No.: 793-5501/000-017

WMB marking card; as card; for terminal block width 5 - 17.5 mm; stretchable 5 - 5.2 mm; plain; snap-on type; light green



Item No.: 793-5501/000-012

WMB marking card; as card; for terminal block width 5 - 17.5 mm; stretchable 5 - 5.2 mm; plain; snap-on type; orange



Item No.: 793-5501/000-005

WMB marking card; as card; for terminal block width 5 - 17.5 mm; stretchable 5 - 5.2 mm; plain; snap-on type; red



Item No.: 793-5501/000-024

WMB marking card; as card; for terminal block width 5 - 17.5 mm; stretchable 5 - 5.2 mm; plain; snap-on type; violet



Item No.: 793-5501

WMB marking card; as card; for terminal block width 5 - 17.5 mm; stretchable 5 - 5.2 mm; plain; snap-on type; white



Item No.: 793-5501/000-002

WMB marking card; as card; for terminal block width 5 - 17.5 mm; stretchable 5 - 5.2 mm; plain; snap-on type; yellow



Item No.: 793-501/000-006

WMB marking card; as card; not stretchable; plain; snap-on type; blue



Item No.: 793-501/000-007

WMB marking card; as card; not stretchable; plain; snap-on type; gray



Item No.: 793-501/000-023

WMB marking card; as card; not stretchable; plain; snap-on type; green



Item No.: 793-501/000-017

WMB marking card; as card; not stretchable; plain; snap-on type; light green



Item No.: 793-501/000-012

WMB marking card; as card; not stretchable; plain; snap-on type; orange



Item No.: 793-501/000-005

WMB marking card; as card; not stretchable; plain; snap-on type; red



Item No.: 793-501/000-024

WMB marking card; as card; not stretchable; plain; snap-on type; violet



Item No.: 793-501

WMB marking card; as card; not stretchable; plain; snap-on type; white



Item No.: 793-501/000-002

WMB marking card; as card; not stretchable; plain; snap-on type; yellow



Item No.: 2009-115/000-006

WMB-Inline; for Smart Printer; 1500 pieces on roll; stretchable 5 - 5.2 mm; plain; snap-on type; blue



Item No.: 2009-115/000-007

WMB-Inline; for Smart Printer; 1500 pieces on roll; stretchable 5 - 5.2 mm; plain; snap-on type; gray



Item No.: 2009-115/000-023

WMB-Inline; for Smart Printer; 1500 pieces on roll; stretchable 5 - 5.2 mm; plain; snap-on type; green



Item No.: 2009-115/000-017

WMB-Inline; for Smart Printer; 1500 pieces on roll; stretchable 5 - 5.2 mm; plain; snap-on type; light green



Item No.: 2009-115/000-012

WMB-Inline; for Smart Printer; 1500 pieces on roll; stretchable 5 - 5.2 mm; plain; snap-on type; orange



Item No.: 2009-115/000-005

WMB-Inline; for Smart Printer; 1500 pieces on roll; stretchable 5 - 5.2 mm; plain; snap-on type; red



Item No.: 2009-115/000-024

WMB-Inline; for Smart Printer; 1500 pieces on roll; stretchable 5 - 5.2 mm; plain; snap-on type; violet



Item No.: 2009-115

WMB-Inline; for Smart Printer; 1500 pieces on roll; stretchable 5 - 5.2 mm; plain; snap-on type; white



Item No.: 2009-115/000-002

WMB-Inline; for Smart Printer; 1500 pieces on roll; stretchable 5 - 5.2 mm; plain; snap-on type; yellow

1.1.4.3 Marker carrier



Item No.: [285-442](#)

Adaptor; gray

1.1.5 Supply module

1.1.5.1 Supply module



Item No.: [811-471](#)

Supply module; 35 mm²; for 811 Series Fuse Terminal Blocks; SCREW CLAMP CONNECTION; 35,00 mm²; light gray

1.1.6 Test and measurement

1.1.6.1 Testing accessories



Item No.: [206-912](#)

WAGO Test Probes; 2 mm Ø; 1000 V; CAT IV; 10 A

Installation Notes

Installation



Creating a 2- or 3-pole fuse terminal block via coupling kit.




Removing a terminal block from the DIN-rail.

Conductor termination



Open and close lever via operating tool.



CAGE CLAMP® connection
Inserting a conductor.
Opening the clamping unit via integrated lever.



Terminating ferruled conductors up to 10 mm² (8 AWG).

Commoning




Jumper bar for quick and convenient commoning




Inserting a fuse.

Marking



WMB marker slot for convenient identification



Marker carriers (285-442) for continuous marking strips