

Data Sheet | Item Number: 2010-402

Jumper; 2-way; insulated; light gray

<https://www.wago.com/2010-402>



Color: ■ light gray

Electrical data

Ratings per IEC/EN		Ex information	
Nominal voltage (III/3)	800 V	Rated current (Ex e II)	50 A
Rated current	57 A		

Physical data

Width	17.5 mm / 0.689 inches
Height	4.1 mm / 0.161 inches
Depth	23 mm / 0.906 inches
Jumper assignment	1-2

Material data

Note (material data)	Information on material specifications can be found here
Color	light gray
Fire load	0.016 MJ
Weight	3.9 g

Environmental requirements

Environmental Testing (Environmental Conditions)		Environmental Testing (Environmental Conditions)	
Test specification	DIN EN 50155 (VDE 0115-200):2022-06	Test directions	X, Y and Z axes
Railway applications – Rolling stock – Electronic equipment		Monitoring for contact faults/interruptions	Passed
Test procedure	DIN EN 61373 (VDE 0115-0106):2011-04	Voltage drop measurement before and after each axis	Passed
Railway applications – Rolling stock equipment – Shock and vibration tests		Simulated service life test through increased levels of noise-like vibration	Test passed according to Section 9 of the standard
Spectrum/Installation location	Service life test, Category 1, Class A/B	Frequency	$f_1 = 5 \text{ Hz}$ to $f_2 = 150 \text{ Hz}$
Function test with noise-like vibration	Test passed according to Section 8 of the standard	Acceleration	0.572g (highest test level used for all axes)
Frequency	$f_1 = 5 \text{ Hz}$ to $f_2 = 150 \text{ Hz}$	Test duration per axis	5 h
Acceleration	0.101g (highest test level used for all axes)	Test directions	X, Y and Z axes
Test duration per axis	10 min.	Extended test scope: Monitoring for contact faults/interruptions	Passed

Environmental Testing (Environmental Conditions)

Extended test scope: Voltage drop measurement before and after each axis	Passed
Shock test	Test passed according to Section 10 of the standard
Shock form	Half sine
Acceleration	5g (highest test level used for all axes)
Shock duration	30 ms
Number of shocks per axis	3 pos. und 3 neg.
Test directions	X, Y and Z axes
Extended test scope: Monitoring for contact faults/interruptions	Passed
Extended test scope: Voltage drop measurement before and after each axis	Passed
Vibration and shock stress for rolling stock equipment	Passed

Commercial data

Product Group	22 (TOPJOB S)
PU (SPU)	25 pcs
Packaging type	Bag
Country of origin	DE
GTIN	4055143701938
Customs tariff number	85366990990

Product classification

UNSPSC	39121410
eCl@ss 10.0	27-14-11-40
eCl@ss 9.0	27-14-11-40
ETIM 9.0	EC000489
ETIM 8.0	EC000489
ECCN	NO US CLASSIFICATION

Environmental Product Compliance

RoHS Compliance Status	Compliant, No Exemption
------------------------	-------------------------

Approvals / Certificates

Declarations of conformity and manufacturer's declarations



Approval	Standard	Certificate Name
Railway WAGO GmbH & Co. KG	-	Railway Ready

Downloads

Environmental Product Compliance

Compliance Search

Environmental Product Compliance 2010-402



Documentation

Bid Text

2010-402	28.04.2017	doc 23.50 KB	
2010-402	19.02.2019	xml 2.51 KB	

CAD/CAE-Data

CAD data

2D/3D Models
2010-402



CAE data

EPLAN Data Portal
2010-402



WSCAD Universe
2010-402





ZUKEN Portal
2010-402



Installation Notes



Commoning



Insert push-in type jumper bar and push down until it hits backstop.

Removing a push-in type jumper bar:
Insert the operating tool between the jumper and partition wall of the dual jumper slots, then lift up the jumper. Place the operating tool in the center of jumpers for up to five contacts (see above), or alternately on both sides for jumpers with more than five contacts.





Commoning



Custom jumpers are created by breaking and removing jumper contacts (2000, 2001, 2002, 2004 Series).

Marking with a felt-tip pen.

Commoning



Stepping down via push-in type jumper bar.

Stepping down via push-in type jumper bar:

Commoning via closed terminal side with end plate allows jumpering over two cross-section sizes, e.g., from 16 mm² (6 AWG) to 6 mm² (10 AWG) or from 6 mm² (10 AWG) to 2.5 mm² (14 AWG) (see illustration above).

Stepping down via push-in type jumper bar:

Commoning via open terminal side with end plate allows jumpering over two cross-section sizes for 16 mm² (6 AWG) and 10 mm² (8 AWG) and one cross-section size for 6/4/2.5 mm² (10/12/14 AWG). An example: from 16 mm² (6 AWG) to 6 mm² (10 AWG) (see illustration above) or from 10 mm² (8 AWG) to 4 mm² (12 AWG).

Note:

The total current of the outgoing circuits must not exceed the nominal current of the step-down jumper/push-in type jumper bar.