


3-conductor through terminal block; suitable for Ex i applications

Item No.: 283-674



3-conductor through terminal block; suitable for Ex i applications

Marking

RoHS ✓
Compliant

Business data

Supplier	WAGO
Item no.	283-674
EAN	4044918543699
Content	1
Order amount	20
Customer item number	

Notes

Safety information 1: Notice: This terminal block cannot be commoned with adjacent jumpers!

Technical data

Miscellaneous

Total number of connection points	3
Total number of potentials	1
Color	blue
Pollution degree (1)	3
Rated voltage EN (1) [V]	800 [V]
Rated surge voltage (1) [kV]	8 [kV]
Nominal current [A]	76 [A]
Connection technology (1)	CAGE CLAMP®
Cross section from (1) [mm²]	0.2 [mm²]

Technical data	
Cross section up to (1) [mm ²]	16 [mm ²]
Cross section from (1) [AWG]	24 [AWG]
Cross section up to (1) [AWG]	6 [AWG]
Stripped length from (1) [mm]	16 [mm]
Stripped length up to (1) [mm]	17 [mm]
Stripped length (1) [in]	0.65 [in]
Type of wiring	Front-entry wiring
Design	horizontal
Marking level	Center marking
Fire load [MJ]	0.619 [MJ]
Weight [g]	45.331 [g]
Width [mm]	12 [mm]
Width [in]	0.472 [in]
Height [mm]	37.5 [mm]
Height [in]	1.476 [in]
Length [mm]	104.5 [mm]
Length [in]	4.114 [in]
Type of mounting	DIN 35 rail

Approbation					
Item No.	Registration	Registration no.	Voltage [V]	Current [A]	Cross section [mm ² , AWG]
283-674	ABS	05-HG476175/3-PDA	800	76	16
283-674	BV	07436/Co	800	76	16
283-674	CCA	NTR NL-7148	800	76	0.20-16.00
283-674	CCA	NL5917	800	76	16
283-674	CSA	154112-1536072	600	70	24-6
283-674	DNV	E-10423	800	76	16
283-674	GL	17295-00HH	800	76	16
283-674	KEMA	2082859.12	800	76	16
283-674	KR	HMB05880-EL001	800	85	16
283-674	LR	91/20112(E6)	800	76	16
283-674	PRS	TE/1718/880590/08	800	76	16

Approbation

283-674	RMR	11130002	800	76	16
283-674	UL	E45172	600	65	24-6

Accessories

End plate

Item no.	Description	Pack. unit (Sub Pack)
283-350	End and intermediate plate; 2.5 mm thick	25
283-351	Separator plate; 2 mm thick; oversized	25
283-352	End and intermediate plate; 2.5 mm thick	25
283-353	Separator plate; 2 mm thick; oversized	25

Carrier rail

Item no.	Description	Pack. unit (Sub Pack)
210-112	Steel carrier rail; 35 x 7.5 mm; 1 mm thick; 2 m long; slotted; according to en 60715; "Hole width 25 mm	1
210-113	Steel carrier rail; 35 x 7.5 mm; 1 mm thick; 2 m long; unslotted; according to en 60715	1
210-114	Steel carrier rail; 35 x 15 mm; 1.5 mm thick; 2 m long; unslotted; according to en 60715	1
210-115	Steel carrier rail; 35 x 7.5 mm; 1 mm thick; 2 m long; slotted; according to en 60715; "Hole width 18 mm	1
210-118	Steel carrier rail; 35 x 15 mm; 2.3 mm thick; 2 m long; unslotted; according to en 60715	1
210-196	Aluminum carrier rail; 35 x 8.2 mm; 1.6 mm thick; 2 m long; unslotted; according to en 60715	1
210-197	Steel carrier rail; 35 x 15 mm; 1.5 mm thick; 2 m long; slotted; according to en 60715	1
210-198	Copper carrier rail; 35 x 15 mm; 2.3 mm thick; 2 m long; unslotted; according to en 60715	1
210-504	Steel carrier rail; 35 x 7.5 mm; 1 mm thick; 2 m long; slotted; galvanized; according to EN 60715	1
210-505	Steel carrier rail; 35 x 7.5 mm; 1 mm thick; 2 m long; unslotted; galvanized; according to EN 60715	1
210-506	Steel carrier rail; 35 x 15 mm; 1.5 mm thick; 2 m long; unslotted; galvanized; ähnlich EN 60715	1
210-508	Steel carrier rail; 35 x 15 mm; 1.5 mm thick; 2 m long; slotted; galvanized; ähnlich EN 60715	1

Accessories*Marking accessories*

Item no.	Description	Pack. unit (Sub Pack)
209-185	Adapter for WFB continuous marking strip; to be snapped into marker slot	25
209-501	WSB quick marking system; plain; for terminal block width 5 - 17.5 mm; 10 strips with 10 markers per card	5
209-501/000-002	WSB quick marking system; plain; for terminal block width 5 - 17.5 mm; 10 strips with 10 markers per card	5
209-501/000-005	WSB quick marking system; plain; for terminal block width 5 - 17.5 mm; 10 strips with 10 markers per card	5
209-501/000-006	WSB quick marking system; plain; for terminal block width 5 - 17.5 mm; 10 strips with 10 markers per card	5
209-501/000-007	WSB quick marking system; plain; for terminal block width 5 - 17.5 mm; 10 strips with 10 markers per card	5
209-501/000-012	WSB quick marking system; plain; for terminal block width 5 - 17.5 mm; 10 strips with 10 markers per card	5
209-501/000-017	WSB quick marking system; plain; for terminal block width 5 - 17.5 mm; 10 strips with 10 markers per card	5
209-501/000-023	WSB quick marking system; plain; for terminal block width 5 - 17.5 mm; 10 strips with 10 markers per card	5
209-501/000-024	WSB quick marking system; plain; for terminal block width 5 - 17.5 mm; 10 strips with 10 markers per card	5
210-612	WFB continuous marking strip; 1000 mm long; for self-marking; e.g., with fiber-tip pen	10
793-501	WMB Multi marking system; plain; for terminal block width 5 - 17.5 mm; 10 strips with 10 markers per card	5
793-501/000-002	WMB Multi marking system; plain; for terminal block width 5 - 17.5 mm; 10 strips with 10 markers per card	5
793-501/000-005	WMB Multi marking system; plain; for terminal block width 5 - 17.5 mm; 10 strips with 10 markers per card	5
793-501/000-006	WMB Multi marking system; plain; for terminal block width 5 - 17.5 mm; 10 strips with 10 markers per card	5
793-501/000-007	WMB Multi marking system; plain; for terminal block width 5 - 17.5 mm; 10 strips with 10 markers per card	5
793-501/000-012	WMB Multi marking system; plain; for terminal block width 5 - 17.5 mm; 10 strips with 10 markers per card	5
793-501/000-017	WMB Multi marking system; plain; for terminal block width 5 - 17.5 mm; 10 strips with 10 markers per card	5

Accessories

793-501/000-023	WMB Multi marking system; plain; for terminal block width 5 - 17.5 mm; 10 strips with 10 markers per card	5
793-501/000-024	WMB Multi marking system; plain; for terminal block width 5 - 17.5 mm; 10 strips with 10 markers per card	5
793-5501	WMB Multi marking system; plain; for terminal block width 5 - 17.5 mm; stretchable 5 - 5.2 mm; 10 strips with 10 markers per card	5
793-5501/000-002	WMB Multi marking system; plain; for terminal block width 5 - 17.5 mm; stretchable 5 - 5.2 mm; 10 strips with 10 markers per card	5
793-5501/000-005	WMB Multi marking system; plain; for terminal block width 5 - 17.5 mm; stretchable 5 - 5.2 mm; 10 strips with 10 markers per card	5
793-5501/000-006	WMB Multi marking system; plain; for terminal block width 5 - 17.5 mm; stretchable 5 - 5.2 mm; 10 strips with 10 markers per card	5
793-5501/000-007	WMB Multi marking system; plain; for terminal block width 5 - 17.5 mm; stretchable 5 - 5.2 mm; 10 strips with 10 markers per card	5
793-5501/000-012	WMB Multi marking system; plain; for terminal block width 5 - 17.5 mm; stretchable 5 - 5.2 mm; 10 strips with 10 markers per card	5
793-5501/000-017	WMB Multi marking system; plain; for terminal block width 5 - 17.5 mm; stretchable 5 - 5.2 mm; 10 strips with 10 markers per card	5
793-5501/000-023	WMB Multi marking system; plain; for terminal block width 5 - 17.5 mm; stretchable 5 - 5.2 mm; 10 strips with 10 markers per card	5
793-5501/000-024	WMB Multi marking system; plain; for terminal block width 5 - 17.5 mm; stretchable 5 - 5.2 mm; 10 strips with 10 markers per card	5

Protective warning marker

Item no.	Description	Pack. unit (Sub Pack)
283-415	Protective warning marker; with high-voltage symbol, black; for 5 terminal blocks	25

Finger guard

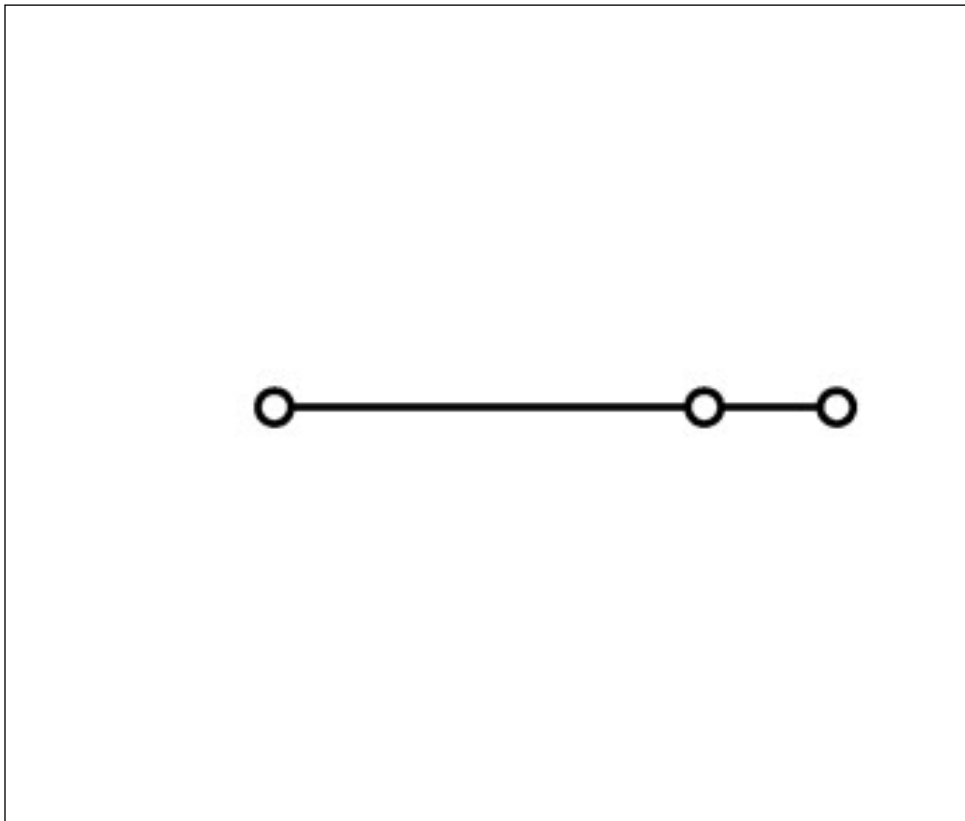

Item no.	Description	Pack. unit (Sub Pack)
283-400	Finger guard; touchproof cover protects unused conductor entries	25

Accessories

General accessory

Item no.	Description	Pack. unit (Sub Pack)
209-106	Mounting carrier; for isolated mounting on DIN 35 rails	25
209-196	Spare fixing/retaining screw; for cover	25
210-186	Stickers for operating instructions; for front-entry rail-mounted terminal blocks; 279 to 285 Series	100
210-549	Spare knurled nut; for cover	25
210-721	Operating tool with partially insulated shaft; Type 3, blade (5.5 x 0.8) mm; suitable for 282, 283, 284, 285, 782, 783, 784, 785, 2006, 2010 and 2016 Series	1
709-154	Cover; type 2; suitable for cover carrier, type 2; 1 m long	1

Images & drawings



Address

WAGO Kontakttechnik GmbH & Co. KG

Hansastr. 27

32423 Minden

Telefon: 0571/887-0

Fax: 0571/887-169

<http://www.wago.com>

© WAGO Kontakttechnik GmbH & Co. KG

Technische Änderungen und Irrtümer vorbehalten.