

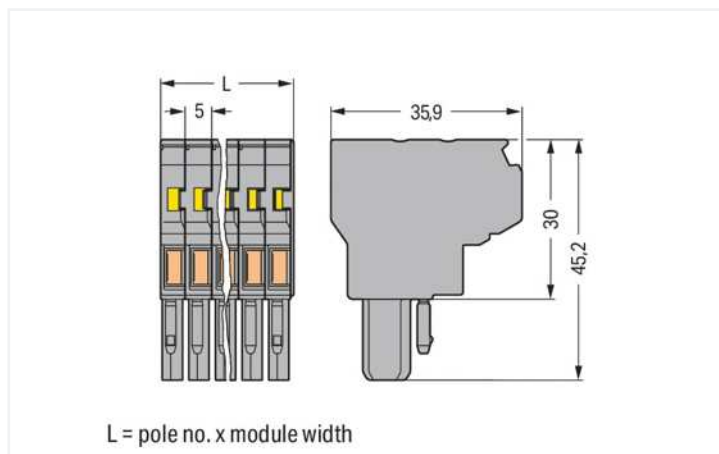
## Data Sheet | Item Number: 769-122

2-conductor female connector; CAGE CLAMP®; 4 mm<sup>2</sup>; Pin spacing 5 mm; 2-pole; coding finger; 4,00 mm<sup>2</sup>; gray

<https://www.wago.com/769-122>



Color:  gray



Dimensions in mm

### Notes

Safety information 1

According to EN 61984, pluggable connectors without current interrupting capacity must not be mated or unmated when live or under load.

### Electrical data

#### Ratings per IEC/EN

Ratings per	IEC/EN 61984
Nominal voltage (III/3)	500 V
Rated impulse voltage (III/3)	6 kV
Rated current	32 A
Legend (ratings)	(III / 3) ≙ Overvoltage category III / Pollution degree 3

### Connection data

Connection points	4
Total number of potentials	2

#### Connection 1

Connection technology	CAGE CLAMP®
Actuation type	Operating tool
Connectable conductor materials	Copper
Nominal cross-section	4 mm <sup>2</sup> / 12 AWG
Solid conductor	0.08 ... 4 mm <sup>2</sup> / 28 ... 12 AWG
Fine-stranded conductor	0.08 ... 4 mm <sup>2</sup> / 28 ... 12 AWG
Strip length	8 ... 9 mm / 0.31 ... 0.35 inches
Pole number	2
Wiring direction	Front-entry wiring

### Physical data

Width	10 mm / 0.394 inches
Height	45.2 mm / 1.78 inches
Depth	35.9 mm / 1.413 inches
Module width	5 mm / 0.197 inches

### Mechanical Data

Variable coding	Yes
Direct ground contact to DIN-rail/drilled hole/housing	No
Marking level	Side marking
Anti-rotation protection	Yes

### Plug-in connection

Contact type (pluggable connector)	Female connector/socket
Connector (connection type)	for conductor
Mismating protection	No
Plugging without loss of pin spacing	Yes

### Material Data

Note (material data)	<a href="#">Information on material specifications can be found here</a>
Color	gray
Material group	I
Insulation material	Polyamide (PA66)
Flammability class per UL94	V0
Fire load	0.167 MJ
Halogen-free	Yes
Weight	10.4 g

### Environmental requirements

Processing temperature	-35 ... +85 °C
Continuous operating temperature	-60 ... +105 °C

### Commercial data

Product Group	18 (X-COM-System)
eCl@ss 10.0	27-14-11-06
eCl@ss 9.0	27-14-11-06
ETIM 8.0	EC001284
ETIM 7.0	EC001284
PU (SPU)	50 pcs
Packaging type	Box
Country of origin	PL
GTIN	4044918473880
Customs tariff number	85366990990

### Approvals / Certificates

General approvals



Approval	Standard	Certificate Name
CCA DEKRA Certification B.V.	EN 60947	NTR NL-7626
CCA DEKRA Certification B.V.	EN 61984	2190419.02
CCA DEKRA Certification B.V.	IEC 61984	NL-47799/A1
CSA DEKRA Certification B.V.	C22.2 No. 158	1101144
KEMA/KEUR DEKRA Certification B.V.	EN 60947	2190419.01
UR Underwriters Laboratories Inc.	UL 1059	E45172

Approvals for marine applications



Approval	Standard	Certificate Name
ABS American Bureau of Ship- ping	EN 60947	20-HG1941090-PDA
BV Bureau Veritas S.A.	EN 60947	07436/FO BV

Downloads

Environmental Product Compliance

Compliance Search
Environmental Product Compliance 769-122 <a href="#">↓</a>

Documentation

Additional Information		
Technical Section	pdf 2142.18 KB	<a href="#">↓</a>

Bid Text				
769-122	19.02.2019	xml 3.21 KB	<a href="#">↓</a>	
769-122	04.10.2017	doc 25.50 KB	<a href="#">↓</a>	

CAD/CAE-Data

CAD data
2D/3D Models 769-122 <a href="#">↓</a>












CAE data		
EPLAN Data Portal 769-122	<a href="#">↓</a>	
WSCAD Universe 769-122	<a href="#">↓</a>	
ZUKEN Portal 769-122	<a href="#">↓</a>	

1 Compatible Products

1.1 Optional Accessories




1.1.1 Ferrule

1.1.1.1 Ferrule

 <b>Item No.: 216-301</b> Ferrule; Sleeve for 0.25 mm <sup>2</sup> / AWG 24; insulated; electro-tin plated; yellow	 <b>Item No.: 216-302</b> Ferrule; Sleeve for 0.34 mm <sup>2</sup> / 22 AWG; insulated; electro-tin plated; light turquoise	 <b>Item No.: 216-201</b> Ferrule; Sleeve for 0.5 mm <sup>2</sup> / 20 AWG; insulated; electro-tin plated; white	 <b>Item No.: 216-101</b> Ferrule; Sleeve for 0.5 mm <sup>2</sup> / AWG 22; un-insulated; electro-tin plated; silver-colored
 <b>Item No.: 216-202</b> Ferrule; Sleeve for 0.75 mm <sup>2</sup> / 18 AWG; insulated; electro-tin plated; gray	 <b>Item No.: 216-102</b> Ferrule; Sleeve for 0.75 mm <sup>2</sup> / AWG 20; un-insulated; electro-tin plated; silver-colored	 <b>Item No.: 216-203</b> Ferrule; Sleeve for 1 mm <sup>2</sup> / AWG 18; insulated; electro-tin plated; red	 <b>Item No.: 216-103</b> Ferrule; Sleeve for 1 mm <sup>2</sup> / AWG 18; un-insulated; electro-tin plated
 <b>Item No.: 216-204</b> Ferrule; Sleeve for 1.5 mm <sup>2</sup> / AWG 16; insulated; electro-tin plated; black	 <b>Item No.: 216-104</b> Ferrule; Sleeve for 1.5 mm <sup>2</sup> / AWG 16; un-insulated; electro-tin plated; silver-colored	 <b>Item No.: 216-206</b> Ferrule; Sleeve for 2.5 mm <sup>2</sup> / AWG 14; insulated; electro-tin plated; blue	









1.1.2 Insulation stop

1.1.2.1 Insulation stop

 <b>Item No.: 769-470</b> Insulation stop; 0.08 - 0.2 mm <sup>2</sup> "s" (0.14 mm <sup>2</sup> "f-st"); 5 pieces/strip; white	 <b>Item No.: 769-471</b> Insulation stop; 0.25 - 0.5 mm <sup>2</sup> ; 5 pieces/strip; light gray	 <b>Item No.: 769-472</b> Insulation stop; 0.75 - 1 mm <sup>2</sup> ; 5 pieces/strip; dark gray
---	---	---



1.1.3 Jumper

1.1.3.1 Jumper

 <b>Item No.: 280-402</b> Jumper; insulated; gray	 <b>Item No.: 780-452</b> Staggered jumper; from 1 to 2; insulated; gray	 <b>Item No.: 780-453</b> Staggered jumper; from 1 to 3; insulated; gray	 <b>Item No.: 780-454</b> Staggered jumper; from 1 to 4; insulated; gray
 <b>Item No.: 780-455</b> Staggered jumper; from 1 to 5; insulated; gray	 <b>Item No.: 780-456</b> Staggered jumper; from 1 to 6; insulated; gray	 <b>Item No.: 780-457</b> Staggered jumper; from 1 to 7; insulated; gray	 <b>Item No.: 780-458</b> Staggered jumper; from 1 to 8; insulated; gray

1.1.4 Locking system

1.1.4.1 Locking system

 <b>Item No.: 769-430</b> Locking lever; gray	 <b>Item No.: 769-431</b> Locking lever; orange
--	--

1.1.5 Marking

### 1.1.5.1 Marker



**Item No.: 2009-145**

Mini-WSB Inline; for Smart Printer; 1700 pieces on roll; stretchable 5 - 5.2 mm; plain; snap-on type; white

**Item No.: 248-501**

Mini-WSB marking card; as card; not stretchable; plain; snap-on type; white

### 1.1.6 Protective warning marker

#### 1.1.6.1 Cover



**Item No.: 280-415**

Protective warning marker; for 5 terminal blocks; with high-voltage symbol, black; yellow

### 1.1.7 Strain relief

#### 1.1.7.1 Strain relief



**Item No.: 769-411**

Strain relief plate; gray

### 1.1.8 Test and measurement

#### 1.1.8.1 Testing accessories



**Item No.: 210-136**

Test plug; 2 mm Ø; with 500 mm cable; red

### Installation Notes



2-conductor female plugs  
Common signals from one subassembly to the other (bus structure)  
Can be used as a T-wire branch tap connection (e.g. for lighting wiring)  
Enable a higher number of connection possibilities

### Conductor termination



**CAGE CLAMP® connection**  
 Female plug: Inserting/removing a conductor via operating tool.  
 Operation 90° to conductor is also possible.  
 With ferruled conductors, it is necessary to use a terminal block one size smaller than the conductor's nominal cross-section.

### Commoning



Commoning a 2-conductor female plug via staggered jumper and carrier terminal blocks via adjacent jumpers.



Commoning options of female plugs: After removal, commoned potentials still remain commoned. Use of plug-in jumpers instead of additional wired jumpers. Can be used as a "hardware" key for safety lock-out. Can also be used as a commoning jumper for sensor circuits or machine programming.

### Coding



Coding a female plug by removing coding finger(s) via cutting tool. Do not remove the first and last coding fingers or use an additional locking lever.

### Locking system



Locking/releasing a lever.

## Strain relief



Removing a female plug via conductor bundle provided with strain relief plate.

## Marking



Labeling a female plug with CAGE CLAMP® connection via Mini-WSB Quick Markers.