

## Item description

According to EN 61984, pluggable connectors without current interrupting capacity must not be mated or unmated when live or under load.

### Safety information 1:

According to EN 61984, pluggable connectors without current interrupting capacity must not be mated or unmated when live or under load.

## Data

### Electrical data

Subject to changes. Please also observe the further product documentation!



## Ratings per IEC/EN 60664-1

Ratings per	IEC/EN 61984
Nominal voltage (III/3)	500 V
Rated surge voltage (III/3)	6 kV
Rated current	32 A
Legend (ratings)	(III / 3) ≙ Overvoltage category III / Pollution degree 3

## Connection data

Connection technology	CAGE CLAMP®
Actuation type	Operating tool
Connectable conductor materials	Copper
Nominal cross-section	4 mm <sup>2</sup>
Solid conductor	0,08 ... 4 mm <sup>2</sup> / 28 ... 12 AWG
Fine-stranded conductor	0,08 ... 4 mm <sup>2</sup> / 28 ... 12 AWG
Strip length	8 ... 9 mm / 0.31 ... 0.35 inch
Pole No.	12
Total number of connection points	12
Total number of potentials	12
Wiring type	Front-entry wiring

## Geometrical Data

Width	60 mm / 2.362 inch
Height	45,2 mm / 1.78 inch
Depth	18,3 mm / 0.72 inch
Module width	5 mm / 0.197 inch

## Mechanical data

Marking level	Side marking
---------------	--------------

## Plug connection

Contact type (pluggable connector)	Female connector/socket
Connector (connection type)	for conductor

Subject to changes. Please also observe the further product documentation!

## Material Data


Color	green-yellow, gray
Insulation material	Polyamide 66 (PA 66)
Fire load	0.638 MJ
Weight	38.9 g

## Commercial data



Packaging type	BOX
Country of origin	DE
GTIN	4045454211028
Customs tariff number	85366990990

## Approvals / Certificates

### Country specific Approvals

Logo	Approval	Additional Approval Text	Certificate name
	CSA DEKRA Certification B.V.	C22.2 No. 158	1101144

### UL-Approvals

Logo	Approval	Additional Approval Text	Certificate name
	UR Underwriters Laboratories Inc.	UL 1059	20190731-E45172
	UR Underwriters Laboratories Inc.	UL 1977	20151210-E45171

## Counterpart




Subject to changes. Please also observe the further product documentation!

WAGO Kontakttechnik GmbH & Co. KG  
 Hansastr. 27  
 32423 Minden  
 Phone: +49571 887-0 | Fax: +49571 887-169  
 Email: [info.de@wago.com](mailto:info.de@wago.com) | Web: [www.wago.com](http://www.wago.com)

Do you have any questions about our products?  
 We are always happy to take your call at +49 (571) 887-44222.

## Compatible products


### Insulation stop

	<b>Item no.: 769-470</b> Insulation stop; 0.08 - 0.2 mm <sup>2</sup> "s" (0.14 mm <sup>2</sup> "f-st"); 5 pieces/strip; white	<a href="http://www.wago.com/769-470">www.wago.com/769-470</a>
	<b>Item no.: 769-471</b> Insulation stop; 0.25 - 0.5 mm <sup>2</sup> ; 5 pieces/strip; light gray	<a href="http://www.wago.com/769-471">www.wago.com/769-471</a>
	<b>Item no.: 769-472</b> Insulation stop; 0.75 - 1 mm <sup>2</sup> ; 5 pieces/strip; dark gray	<a href="http://www.wago.com/769-472">www.wago.com/769-472</a>


### Locking lever

	<b>Item no.: 769-428</b> Locking lever; gray	<a href="http://www.wago.com/769-428">www.wago.com/769-428</a>
	<b>Item no.: 769-429</b> Locking lever; orange	<a href="http://www.wago.com/769-429">www.wago.com/769-429</a>
	<b>Item no.: 769-430</b> Locking lever; gray	<a href="http://www.wago.com/769-430">www.wago.com/769-430</a>
	<b>Item no.: 769-431</b> Locking lever; orange	<a href="http://www.wago.com/769-431">www.wago.com/769-431</a>



### General accessories

	<b>Item no.: 769-436</b> Jumper cover; for 1-conductor female plugs; for 5 poles; gray	<a href="http://www.wago.com/769-436">www.wago.com/769-436</a>
--	---	--















### Jumper

	<b>Item no.: 769-402</b> Miniature adjacent jumper; insulated; suitable for 1-conductor female plugs; gray	<a href="http://www.wago.com/769-402">www.wago.com/769-402</a>
--	---	--

### Male plug











	<b>Item no.: 769-612</b> 1-conductor male connector; 4 mm <sup>2</sup> ; Pin spacing 5 mm; 12-pole; 4,00 mm <sup>2</sup> ; gray	<a href="http://www.wago.com/769-612">www.wago.com/769-612</a>
	<b>Item no.: 769-612/001-000</b> 1-conductor male connector; Snap-in mounting feet; 4 mm <sup>2</sup> ; Pin spacing 5 mm; 12-pole; 4,00 mm <sup>2</sup> ; gray /001-000	<a href="http://www.wago.com/769-612">www.wago.com/769-612</a>

Subject to changes. Please also observe the further product documentation!






	<b>Item no.: 769-612/002-000</b> 1-conductor male connector; clamping collar; 4 mm <sup>2</sup> ; Pin spacing 5 mm; 12-pole; 4,00 mm <sup>2</sup> ; gray	<a href="http://www.wago.com/769-612/002-000">www.wago.com/769-612/002-000</a>
	<b>Item no.: 769-612/004-000</b> 1-conductor male connector; Feedthrough flange; 4 mm <sup>2</sup> ; Pin spacing 5 mm; 12-pole; 4,00 mm <sup>2</sup> ; gray	<a href="http://www.wago.com/769-612/004-000">www.wago.com/769-612/004-000</a>
	<b>Item no.: 769-612/005-000</b> 1-conductor male connector; Snap-in flange; 4 mm <sup>2</sup> ; Pin spacing 5 mm; 12-pole; 4,00 mm <sup>2</sup> ; gray	<a href="http://www.wago.com/769-612/005-000">www.wago.com/769-612/005-000</a>
	<b>Item no.: 769-612/006-000</b> 1-conductor male connector; Snap-in flange; 4 mm <sup>2</sup> ; Pin spacing 5 mm; 12-pole; 4,00 mm <sup>2</sup> ; gray	<a href="http://www.wago.com/769-612/006-000">www.wago.com/769-612/006-000</a>
	<b>Item no.: 769-642</b> THT male header; 1.0 x 1.0 mm solder pin; straight; Pin spacing 5 mm; 12-pole; gray	<a href="http://www.wago.com/769-642">www.wago.com/769-642</a>
	<b>Item no.: 769-642/003-000</b> THT male header; 1.0 x 1.0 mm solder pin; straight; clamping collar; Pin spacing 5 mm; 12-pole; gray	<a href="http://www.wago.com/769-642/003-000">www.wago.com/769-642/003-000</a>
	<b>Item no.: 769-642/004-000</b> THT male header; 1.0 x 1.0 mm solder pin; straight; Pin spacing 5 mm; 12-pole; gray	<a href="http://www.wago.com/769-642/004-000">www.wago.com/769-642/004-000</a>
	<b>Item no.: 769-642/007-000</b> THT male header; 1.0 x 1.0 mm solder pin; straight; clamping collar; Pin spacing 5 mm; 12-pole; gray	<a href="http://www.wago.com/769-642/007-000">www.wago.com/769-642/007-000</a>
	<b>Item no.: 769-672</b> THT male header; 1.0 x 1.0 mm solder pin; angled; Pin spacing 5 mm; 12-pole; gray	<a href="http://www.wago.com/769-672">www.wago.com/769-672</a>
	<b>Item no.: 769-672/003-000</b> THT male header; 1.0 x 1.0 mm solder pin; angled; clamping collar; Pin spacing 5 mm; 12-pole; gray	<a href="http://www.wago.com/769-672/003-000">www.wago.com/769-672/003-000</a>
	<b>Item no.: 769-672/004-000</b> THT male header; 1.0 x 1.0 mm solder pin; angled; Pin spacing 5 mm; 12-pole; gray	<a href="http://www.wago.com/769-672/004-000">www.wago.com/769-672/004-000</a>
<b>Protective Warning Marker</b>		
	<b>Item no.: 280-415</b> Protective warning marker; with high-voltage symbol, black; for 5 terminal blocks; yellow	<a href="http://www.wago.com/280-415">www.wago.com/280-415</a>
<b>check</b>		
	<b>Item no.: 210-136</b> Test plug; 2 mm Ø; with 500 mm cable; red	<a href="http://www.wago.com/210-136">www.wago.com/210-136</a>
	<b>Item no.: 210-137</b> Test plug; 2.3 mm Ø; with 500 mm cable; yellow	<a href="http://www.wago.com/210-137">www.wago.com/210-137</a>

Subject to changes. Please also observe the further product documentation!
















## ferrule

	<b>Item no.: 216-101</b> Ferrule; Sleeve for 0.5 mm <sup>2</sup> / AWG 22; uninsulated; electro-tin plated	<a href="http://www.wago.com/216-101">www.wago.com/216-101</a>
	<b>Item no.: 216-102</b> Ferrule; Sleeve for 0.75 mm <sup>2</sup> / AWG 20; uninsulated; electro-tin plated	<a href="http://www.wago.com/216-102">www.wago.com/216-102</a>
	<b>Item no.: 216-103</b> Ferrule; Sleeve for 1 mm <sup>2</sup> / AWG 18; uninsulated; electro-tin plated	<a href="http://www.wago.com/216-103">www.wago.com/216-103</a>
	<b>Item no.: 216-104</b> Ferrule; Sleeve for 1.5 mm <sup>2</sup> / AWG 16; uninsulated; electro-tin plated	<a href="http://www.wago.com/216-104">www.wago.com/216-104</a>
	<b>Item no.: 216-201</b> Ferrule; Sleeve for 0.5 mm <sup>2</sup> / 20 AWG; insulated; electro-tin plated; white	<a href="http://www.wago.com/216-201">www.wago.com/216-201</a>
	<b>Item no.: 216-202</b> Ferrule; Sleeve for 0.75 mm <sup>2</sup> / 18 AWG; insulated; electro-tin plated; gray	<a href="http://www.wago.com/216-202">www.wago.com/216-202</a>
	<b>Item no.: 216-203</b> Ferrule; Sleeve for 1 mm <sup>2</sup> / AWG 18; insulated; electro-tin plated; red	<a href="http://www.wago.com/216-203">www.wago.com/216-203</a>
	<b>Item no.: 216-204</b> Ferrule; Sleeve for 1.5 mm <sup>2</sup> / AWG 16; insulated; electro-tin plated; black	<a href="http://www.wago.com/216-204">www.wago.com/216-204</a>
	<b>Item no.: 216-206</b> Ferrule; Sleeve for 2.5 mm <sup>2</sup> / AWG 14; insulated; electro-tin plated; blue	<a href="http://www.wago.com/216-206">www.wago.com/216-206</a>
	<b>Item no.: 216-301</b> Ferrule; Sleeve for 0.25 mm <sup>2</sup> / AWG 24; insulated; electro-tin plated; yellow	<a href="http://www.wago.com/216-301">www.wago.com/216-301</a>
	<b>Item no.: 216-302</b> Ferrule; Sleeve for 0.34 mm <sup>2</sup> / 22 AWG; insulated; electro-tin plated; green	<a href="http://www.wago.com/216-302">www.wago.com/216-302</a>

## Marking accessories

	<b>Item no.: 2009-145</b> Mini-WSB Inline; for Smart Printer; 1700 pieces on roll; stretchable 5 - 5.2 mm; plain; snap-on type; white	<a href="http://www.wago.com/2009-145">www.wago.com/2009-145</a>
	<b>Item no.: 2009-145/000-002</b> Mini-WSB Inline; for Smart Printer; 1700 pieces on roll; stretchable 5 - 5.2 mm; plain; snap-on type; yellow	<a href="http://www.wago.com/2009-145/000-002">www.wago.com/2009-145/000-002</a>
	<b>Item no.: 2009-145/000-005</b> Mini-WSB Inline; for Smart Printer; 1700 pieces on roll; stretchable 5 - 5.2 mm; plain; snap-on type; red	<a href="http://www.wago.com/2009-145/000-005">www.wago.com/2009-145/000-005</a>
	<b>Item no.: 2009-145/000-006</b> Mini-WSB Inline; for Smart Printer; 1700 pieces on roll; stretchable 5 - 5.2 mm; plain; snap-on type; blue	<a href="http://www.wago.com/2009-145/000-006">www.wago.com/2009-145/000-006</a>
	<b>Item no.: 2009-145/000-007</b> Mini-WSB Inline; for Smart Printer; 1700 pieces on roll; stretchable 5 - 5.2 mm; plain; snap-on type; gray	<a href="http://www.wago.com/2009-145/000-007">www.wago.com/2009-145/000-007</a>

Subject to changes. Please also observe the further product documentation!

	<p><b>Item no.: 2009-145/000-012</b>                  Mini-WSB Inline; for Smart Printer; 1700 pieces on roll; stretchable 5 - 5.2 mm; plain; snap-on type; orange</p>	<a href="http://www.wago.com/2009-145/000-012">www.wago.com/2009-145/000-012</a>
	<p><b>Item no.: 2009-145/000-023</b>                  Mini-WSB Inline; for Smart Printer; 1700 pieces on roll; stretchable 5 - 5.2 mm; plain; snap-on type; green</p>	<a href="http://www.wago.com/2009-145/000-023">www.wago.com/2009-145/000-023</a>
	<p><b>Item no.: 2009-145/000-024</b>                  Mini-WSB Inline; for Smart Printer; 1700 pieces on roll; stretchable 5 - 5.2 mm; plain; snap-on type; violet</p>	<a href="http://www.wago.com/2009-145/000-024">www.wago.com/2009-145/000-024</a>
	<p><b>Item no.: 210-805</b>                  Labels; for Smart Printer; permanent adhesive; 6 x 15 mm; white</p>	<a href="http://www.wago.com/210-805">www.wago.com/210-805</a>
	<p><b>Item no.: 210-805/000-002</b>                  Labels; for Smart Printer; permanent adhesive; 6 x 15 mm; yellow</p>	<a href="http://www.wago.com/210-805/000-002">www.wago.com/210-805/000-002</a>
	<p><b>Item no.: 210-831</b>                  Marking strips; on reel; 2.3 mm wide; plain; Self-adhesive; white</p>	<a href="http://www.wago.com/210-831">www.wago.com/210-831</a>
	<p><b>Item no.: 210-832</b>                  Marking strips; on reel; 3 mm wide; plain; Self-adhesive; white</p>	<a href="http://www.wago.com/210-832">www.wago.com/210-832</a>
	<p><b>Item no.: 210-834</b>                  Marking strips; on reel; 5 mm wide; plain; Self-adhesive; white</p>	<a href="http://www.wago.com/210-834">www.wago.com/210-834</a>
	<p><b>Item no.: 248-501</b>                  Miniature WSB Quick marking system; plain; Marker width 5 mm; 10 strips with 10 markers per card</p>	<a href="http://www.wago.com/248-501">www.wago.com/248-501</a>
	<p><b>Item no.: 248-501/000-002</b>                  Mini-WSB marking card; as card; not stretchable; plain; snap-on type; yellow</p>	<a href="http://www.wago.com/248-501/000-002">www.wago.com/248-501/000-002</a>
	<p><b>Item no.: 248-501/000-005</b>                  Mini-WSB marking card; as card; not stretchable; plain; snap-on type; red</p>	<a href="http://www.wago.com/248-501/000-005">www.wago.com/248-501/000-005</a>
	<p><b>Item no.: 248-501/000-006</b>                  Mini-WSB marking card; as card; not stretchable; plain; snap-on type; blue</p>	<a href="http://www.wago.com/248-501/000-006">www.wago.com/248-501/000-006</a>
	<p><b>Item no.: 248-501/000-007</b>                  Mini-WSB marking card; as card; not stretchable; plain; snap-on type; gray</p>	<a href="http://www.wago.com/248-501/000-007">www.wago.com/248-501/000-007</a>
	<p><b>Item no.: 248-501/000-012</b>                  Mini-WSB marking card; as card; not stretchable; plain; snap-on type; orange</p>	<a href="http://www.wago.com/248-501/000-012">www.wago.com/248-501/000-012</a>
	<p><b>Item no.: 248-501/000-017</b>                  Mini-WSB marking card; as card; not stretchable; plain; snap-on type; light green</p>	<a href="http://www.wago.com/248-501/000-017">www.wago.com/248-501/000-017</a>

Subject to changes. Please also observe the further product documentation!



Item no.: 248-501/000-023

Mini-WSB marking card; as card; not stretchable; plain; snap-on type; green

[www.wago.com/248-501/000-023](http://www.wago.com/248-501/000-023)



Item no.: 248-501/000-024

Mini-WSB marking card; as card; not stretchable; plain; snap-on type; violet

[www.wago.com/248-501/000-024](http://www.wago.com/248-501/000-024)

#### Strain relief plate



Item no.: 769-1612

Strain relief housing; gray

[www.wago.com/769-1612](http://www.wago.com/769-1612)



Item no.: 769-414

Strain relief plate; gray

[www.wago.com/769-414](http://www.wago.com/769-414)

## Downloads

### Documentation

#### Bid Text

769-112/000-037 GAEB X81 - Datei	Feb 19, 2019	xml 3.3 kB	Download
769-112/000-037 doc - Datei	Oct 4, 2017	doc 26.6 kB	Download

#### Additional Information

Technical explanations	Apr 3, 2019	pdf 2.1 MB	Download
------------------------	-------------	---------------	----------

## CAD/CAE-Data

### CAE data

EPLAN Data Portal 769-112/000-037	URL	Download
WSCAD Universe 769-112/000-037	URL	Download


## Installation Notes

### Conductor termination


Subject to changes. Please also observe the further product documentation!

WAGO Kontakttechnik GmbH & Co. KG  
 Hansastr. 27  
 32423 Minden  
 Phone: +49571 887-0 | Fax: +49571 887-169  
 Email: [info.de@wago.com](mailto:info.de@wago.com) | Web: [www.wago.com](http://www.wago.com)


Do you have any questions about our products?  
 We are always happy to take your call at +49 (571) 887-44222.



CAGE CLAMP® connection



Operating lever



Operating tool

Female plug: Inserting/removing a conductor via operating tool.

Inserting a conductor via operating tool – side-entry wiring (example shows a female plug).


Inserting a conductor via operating tool – side-entry wiring (example shows a female plug).

Operation 90° to conductor is also possible.


With ferruled conductors, it is necessary to use a terminal block one size smaller than the conductor's nominal cross section.

With ferruled conductors, it is necessary to use a terminal block one size smaller than the conductor's nominal cross section.

### Commoning




Commoning 1-conductor female plugs via miniature adjacent jumpers.



Jumper cover for 1-conductor female plugs


### Coding

Subject to changes. Please also observe the further product documentation!




Coding a female plug by removing coding finger(s) via cutting tool. Do not remove the first and last coding fingers or use an additional locking lever.

#### Locking lever



Locking/releasing a lever.


#### Strain Relief



Removing a female plug via conductor bundle provided with strain relief plate.

#### Marking

Subject to changes. Please also observe the further product documentation!



Labeling a female plug with CAGE CLAMP® connection via Mini-WSB quick markers.

## Product family

**X-COM**

[Show all products from the family](#)

Subject to changes. Please also observe the further product documentation!