


Data Sheet | Item Number: 734-262/105-604/997-405

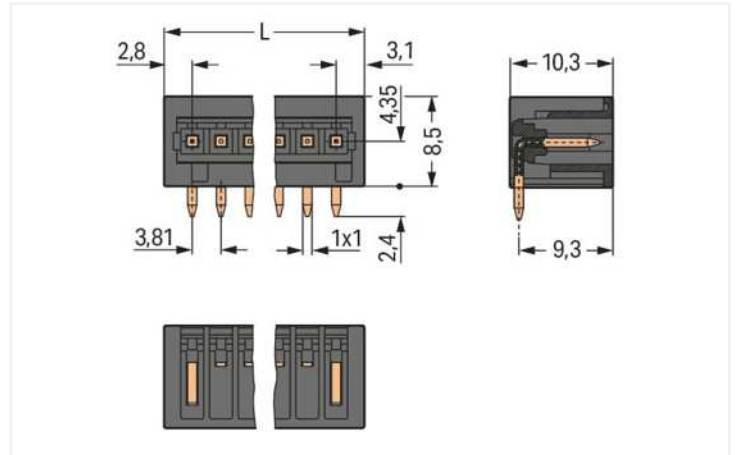
THR male header; 1.0 x 1.0 mm solder pin; angled; 100% protected against mismatching; in tape-and-reel packaging; Pin spacing 3.81 mm; 2-pole; black

<https://www.wago.com/734-262/105-604/997-405>



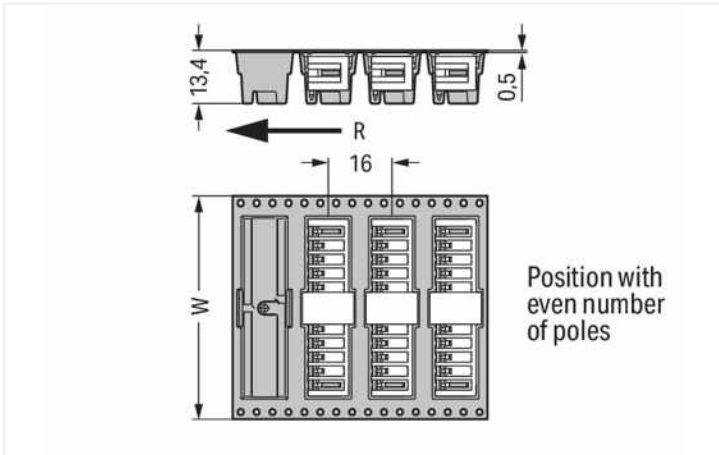
Color: ■ black

Similar to illustration



Dimensions in mm

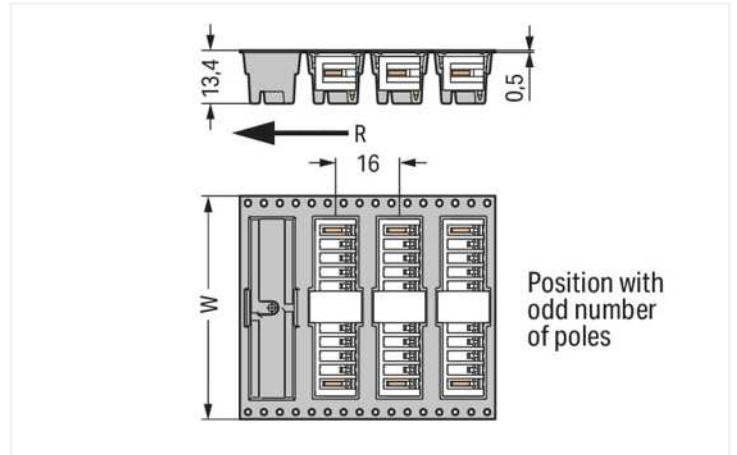
$L = (\text{pole no.} - 1) \times \text{pin spacing} + 5.9 \text{ mm}$



Dimensions in mm

W = tape width

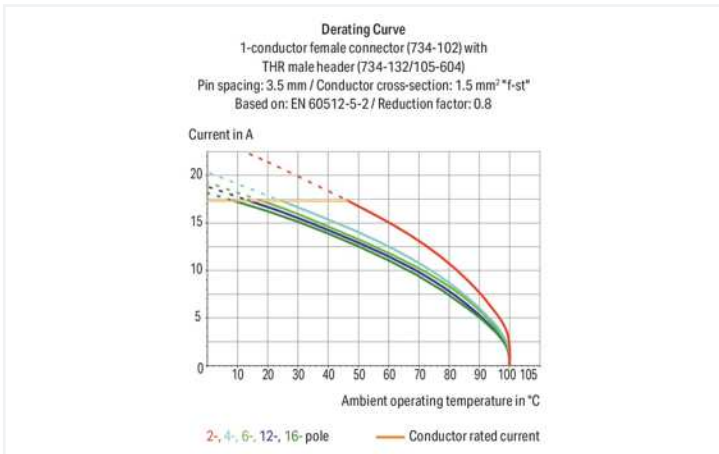
R = feed direction



Dimensions in mm

W = tape width

R = feed direction



- THR male headers for reflow soldering in SMT applications
- Available in tape-and-reel packaging for automated pick-and-place PCB assembly
- Optimal thermal penetration via pin enclosure design provides lower soldering temperatures
- 100% protected against mismatching
- Coding via coding fingers

Notes

Safety information

The MCS – MULTI CONNECTION SYSTEM includes connectors without breaking capacity in accordance with DIN EN 61984. When used as intended, these connectors must not be connected/disconnected when live or under load. When used as intended, these connectors must not be connected/disconnected when live or under load. The circuit design should ensure header pins, which can be touched, are not live when unmated.

Variants:

Other pole numbers
Other solder pin lengths
Gold-plated or partially gold-plated contact surfaces
Other versions (or variants) can be requested from WAGO Sales or configured at <https://configurator.wago.com/>.

Electrical data

| Ratings per | IEC/EN 60664-1 | | |
|----------------------|----------------|--------|--------|
| Overvoltage category | III | III | II |
| Pollution degree | 3 | 2 | 2 |
| Nominal voltage | 160 V | 160 V | 320 V |
| Rated surge voltage | 2.5 kV | 2.5 kV | 2.5 kV |
| Rated current | 10 A | 10 A | 10 A |

| Approvals per | UL 1059 | | |
|---------------|---------|---|-------|
| Use group | B | C | D |
| Rated voltage | 300 V | - | 300 V |
| Rated current | 10 A | - | 10 A |

| Approvals per | CSA | | |
|---------------|-------|---|-------|
| Use group | B | C | D |
| Rated voltage | 300 V | - | 300 V |
| Rated current | 10 A | - | 10 A |

Connection data

| | |
|----------------------------|---|
| Total number of potentials | 2 |
| Number of connection types | 1 |
| Number of levels | 1 |

| Connection 1 | |
|--------------|---|
| Pole number | 2 |

Physical data

| | |
|--|------------------------|
| Pin spacing | 3.81 mm / 0.15 inches |
| Width | 9.71 mm / 0.382 inches |
| Height | 10.9 mm / 0.429 inches |
| Height from the surface | 8.5 mm / 0.335 inches |
| Depth | 10.3 mm / 0.406 inches |
| Solder pin length | 2.4 mm |
| Solder pin dimensions | 1 x 1 mm |
| Plated through-hole diameter (THR) | 1.4 (+0.1) mm |
| Reel diameter of tape-and-reel packaging | 330 mm |
| Tape width | 32 mm |

Mechanical data

| | |
|--------------------------|-----|
| Variable coding | Yes |
| Anti-rotation protection | Yes |

Plug-in connection

| | |
|------------------------------------|---------------------|
| Contact type (pluggable connector) | Male connector/plug |
| Connector (connection type) | for PCB |
| Mismating protection | Yes |
| Mating direction to the PCB | 0° |

PCB contact

| | |
|-------------------------------------|--|
| PCB contact | THR |
| Solder pin arrangement | over the entire male connector (in-line) |
| Number of solder pins per potential | 1 |

Material data

| | |
|-----------------------------|--|
| Note (material data) | Information on material specifications can be found here |
| Color | black |
| Material group | I |
| Insulation material | Polyphthalamide (PPA GF) |
| Flammability class per UL94 | V0 |
| Contact material | Electrolytic copper (E _{Cu}) |
| Contact plating | Tin |
| Fire load | 0.019 MJ |
| Weight | 0.7 g |
| MSL per J-STD 020D | 1 |

Environmental requirements

| | |
|-------------------------|-----------------|
| Limit temperature range | -60 ... +100 °C |
| Processing temperature | -35 ... +60 °C |

Commercial data

| | |
|-----------------------|------------------------|
| Product Group | 3 (Multi Conn. System) |
| eCl@ss 10.0 | 27-44-04-02 |
| eCl@ss 9.0 | 27-44-04-02 |
| ETIM 8.0 | EC002637 |
| ETIM 7.0 | EC002637 |
| PU (SPU) | 280 pcs |
| Packaging type | Bag |
| Country of origin | DE |
| GTIN | 4045454899158 |
| Customs tariff number | 85366930000 |

Environmental Product Compliance

| | |
|------------------------|-------------------------|
| RoHS Compliance Status | Compliant, No Exemption |
|------------------------|-------------------------|

Approvals / Certificates

General approvals



| Approval | Standard | Certificate Name |
|---------------------------------------|----------|------------------|
| CB DEKRA Certification B.V. | EN 61984 | NL-54190 |
| KEMA/KEUR DEKRA Certification B.V. | EN 61984 | 71-105522 |

Approvals for marine applications



| Approval | Standard | Certificate Name |
|------------------|----------|------------------|
| DNV DNV GL SE | - | TAE000016Z |

Downloads

Environmental Product Compliance

Compliance Search

[↓](#)

Documentation

| Additional Information | | | |
|------------------------|------------|-------------------|-------------------|
| Technical Section | 03.04.2019 | pdf 2010.85 KB | ↓ |
| | | pdf 535.32 KB | ↓ |

CAD/CAE-Data

CAD data

[↓](#)

1 Compatible Products

1.1 System counterpart

1.1.1 Female connector/socket



Item No.: 734-202
 1-conductor female connector; CAGE CLAMP®; 1.5 mm²; Pin spacing 3.81 mm;
 2-pole; 100% protected against mismatching; 1,50 mm²; orange

1.2 Optional Accessories

1.2.1 Coding

1.2.1.1 Coding



Item No.: [734-159](#)

Coding key; to be snapped above top level; black

Installation Notes

Coding



Coding a male header – fitting coding key(s).