


| : 726-541

Matrix patchboard; 48-pole; Marking 1-48; suitable for Ex i applications; Color of modules: blue; Module marking, side 1 and 2 vertical; 1,50 mm²; dark gray



<https://www.wago.com/726-541>



: ■ dark gray

Electrical data

Ratings per IEC/EN

Nominal voltage (III/3)	500 V
Rated impulse voltage (III/3)	6 kV
Rated current	10 A
Legend (ratings)	(III / 3) ≙ Overvoltage category III / Pollution degree 3

Connection data

Connection 1

Connection type 1	Page 1
Connection technology	CAGE CLAMP®
Number of connection points	3
Actuation type	Operating tool
Connectable conductor materials	Copper
Solid conductor	0.08 ... 1.5 mm ² / 28 ... 16 AWG
Fine-stranded conductor	0.08 ... 1.5 mm ² / 28 ... 16 AWG
Strip length	8 ... 10 mm / 0.31 ... 0.39 inches
Pole number	48
Wiring direction	Front-entry wiring

Connection 2

Connection type 2	Page 2
Number of connection points 2	2
Solid conductor 2	0.08 ... 2.5 mm ² / 28 ... 14 AWG
Fine-stranded conductor 2	0.08 ... 2.5 mm ² / 28 ... 14 AWG

Physical data

Width	65.3 mm / 2.571 inches
Height	132 mm / 5.197 inches
Depth	36.5 mm / 1.437 inches

Mechanical Data

Marking	1 ... 48
---------	----------

Material Data

Note (material data)	Information on material specifications can be found here
Color	dark gray
Module color	blue
Material group	I
Insulation material	Polyamide (PA66)
Flammability class per UL94	V0
Fire load	5.04 MJ
Weight	273.7 g

Commercial data

eCl@ss 10.0	27-24-26-08
eCl@ss 9.0	27-24-26-08
ETIM 8.0	EC001604
ETIM 7.0	EC001604
PU (SPU)	10 (1) pcs
Packaging type	Box
Country of origin	DE
GTIN	4044918980098
Customs tariff number	85369010000

Approvals / Certificates

General approvals



CCA DEKRA Certification B.V.	EN 60998	NTR NL-7623
CSA CSA Group	C22.2 No. 158	1101143
KEMA/KEUR DEKRA Certification B.V.	EN 60998	71-100850
UL UL International Germany GmbH	UL 1059	E45172

Downloads

Environmental Product Compliance

Compliance Search

Environmental Product
Compliance 726-541



Documentation

Additional Information

Technical Section

pdf
2142.18 KB



Bid Text

726-541

19.02.2019

xml
3.42 KB



726-541

21.02.2019

docx
14.69 KB



CAD/CAE-Data

CAD data

2D/3D Models 726-541



CAE data

EPLAN Data Portal
726-541



WSCAD Universe
726-541



ZUKEN Portal 726-541



1 Compatible Products

1.1 Optional Accessories

1.1.1 Connector

1.1.1.1 Common potential terminal block



: 726-904

Additional module for matrix patchboards; for snap-on fixing to mounting adapter; insulated; with CAGE CLAMP®; 4,00 mm²; gray



: 726-903

Additional module for matrix patchboards; for snap-on fixing to mounting adapter; with contact to mounting frame; with CAGE CLAMP®; 4,00 mm²; white

1.1.2 Ferrule

1.1.2.1 Ferrule



: 216-202

Ferrule; Sleeve for 0.75 mm² / 18 AWG; un-insulated; electro-tin plated; gray



: 216-123

Ferrule; Sleeve for 1 mm² / AWG 18; un-insulated; electro-tin plated; silver-colored



: 216-204

Ferrule; Sleeve for 1.5 mm² / AWG 16; un-insulated; electro-tin plated; black



: 216-104

Ferrule; Sleeve for 1.5 mm² / AWG 16; un-insulated; electro-tin plated; silver-colored

1.1.3 Insulation stop

1.1.3.1 Insulation stop



: 726-901

Insulation stop; 0.08 - 0.2 mm² "s" (0.14 mm² "f-st"); 4 x 3 pieces/strip; white

: 726-907

Insulation stop; 0.25 - 0.5 mm² "s+f-st"; 4 x 3 pieces/strip; dark gray

: 726-906

Insulation stop; 0.25 mm² "s"; 0.14 - 0.25 mm² "f-st"; 4 x 3 pieces/strip; light gray

1.1.4 Jumper

1.1.4.1 Jumper



: 709-107

Wire commoning chain; 0.5 mm²; insulated; gray

1.1.5 Marking

1.1.5.1 Marker



: 793-5501/000-006

WMB marking card; as card; for terminal block width 5 - 17.5 mm; stretchable 5 - 5.2 mm; plain; snap-on type; blue



: 793-5501/000-014

WMB marking card; as card; for terminal block width 5 - 17.5 mm; stretchable 5 - 5.2 mm; plain; snap-on type; brown



: 793-5501/000-007

WMB marking card; as card; for terminal block width 5 - 17.5 mm; stretchable 5 - 5.2 mm; plain; snap-on type; gray



: 793-5501/000-023

WMB marking card; as card; for terminal block width 5 - 17.5 mm; stretchable 5 - 5.2 mm; plain; snap-on type; green



: 793-5501/000-017

WMB marking card; as card; for terminal block width 5 - 17.5 mm; stretchable 5 - 5.2 mm; plain; snap-on type; light green



: 793-5501/000-012

WMB marking card; as card; for terminal block width 5 - 17.5 mm; stretchable 5 - 5.2 mm; plain; snap-on type; orange



: 793-5501/000-005

WMB marking card; as card; for terminal block width 5 - 17.5 mm; stretchable 5 - 5.2 mm; plain; snap-on type; red



: 793-5501/000-024

WMB marking card; as card; for terminal block width 5 - 17.5 mm; stretchable 5 - 5.2 mm; plain; snap-on type; violet



: 793-5501

WMB marking card; as card; for terminal block width 5 - 17.5 mm; stretchable 5 - 5.2 mm; plain; snap-on type; white



: 793-5501/000-002

WMB marking card; as card; for terminal block width 5 - 17.5 mm; stretchable 5 - 5.2 mm; plain; snap-on type; yellow



: 793-5502

WMB marking card; as card; MARKED; 1 ... 10 (10x); stretchable 5 - 5.2 mm; Horizontal marking; snap-on type; white



: 793-5566

WMB marking card; as card; MARKED; 1 ... 50 (2x); stretchable 5 - 5.2 mm; Horizontal marking; snap-on type; white



: 793-5500/793-035

WMB marking card; as card; MARKED; X (100x); stretchable 5 - 5.2 mm; Horizontal marking; snap-on type; white



: 2009-115

WMB-Inline; for Smart Printer; 1500 pieces on roll; stretchable 5 - 5.2 mm; plain; snap-on type; white

1.1.5.2 Marker carrier



: 726-902

Adaptor; dark gray

1.1.5.3 Marking strip



: 2009-110

Marking strips; for Smart Printer; on reel; not stretchable; plain; snap-on type; white

1.1.6 Tool

1.1.6.1 Operating tool



: 210-719

Operating tool; Blade: 2.5 x 0.4 mm; with a partially insulated shaft

Installation Notes

Conductor termination



CAGE CLAMP® connection
Inserting a conductor via 210-719 Operating Tool (2.5 x 0.4 mm blade).



CAGE CLAMP® connection
Terminating ferruled conductors via operating tool.

	Metric conductor cross-section [mm²]		Metric conductor cross-section [mm²]	
	Standard	Special	Standard	Special
20x2	1.5	0.75	20x2-20x2 (10)	20x2-20x2
30x1	1.5	0.75	20x2-20x2 (10)	20x2-20x2
30x2	1.5	1.5	20x2-20x2 (10)	20x2-20x2
30x1	1.5	0.75	20x2-20x2 (10)	20x2-20x2

Ferrules

Conductor termination



Inserting an insulation stop into conductor entry holes of matrix patchboards.



Insulation stop is in place.

Testing



Testing with a 2.3 mm Ø test plug (210-137).



Snapping on an additional module with contact to mounting frame.




Assembling a matrix patchboard with additional module – direct connection to the mounting frame.




Installation example:
Matrix patchboards in a frame

Ex application



Blue matrix patchboards are suitable for Ex i applications.

Marking



Factory-marked modules (Side 1: 1, 2, 3, 4 ...)



Individual group marking via WMB Multi Marking System