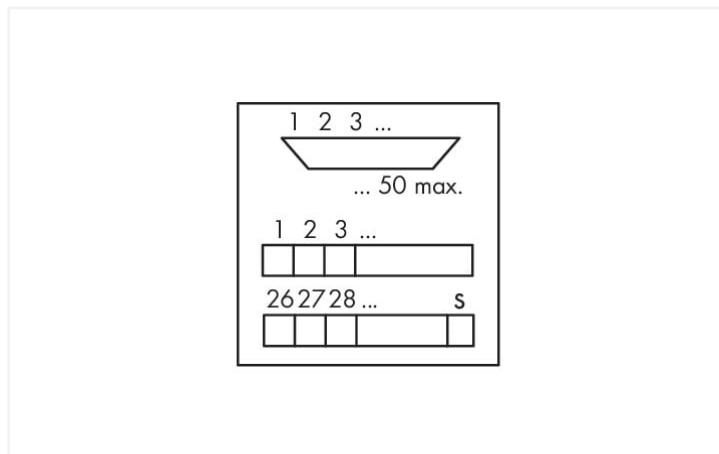


## Data Sheet | Item Number: 289-588

Interface module; with solder pin; Male connector; 37-pole; Mating connector with solder connection; Vertical mounting; PCB terminal blocks, double-row; in mounting carrier; with shield connection; 2,50 mm<sup>2</sup>



<https://www.wago.com/289-588>



Similar to illustration

### Electrical data

Operating voltage	≤ AC/DC 125 V
Nominal current	2 A
Contact resistance (max.)	30 mΩ
Specialty functions	With shield connection

### Safety and protection

Rated voltage	125 V
Rated surge voltage	0.8 kV
Pollution degree	2
Protection type	IP20
Insulation type	Basic insulation

### Connection data

Performance level	2 / 200 mating cycles
Strain relief	UNC 4-40 stud bolt

#### Connection 1

Connector	D-subminiature male connector
Pole number 1	37
Connection type 1	System
Note (conductor cross-section)	12 AWG: THHN, THWN
Mating direction	vertical

#### Connection 2

Design 2	PCB terminal blocks (double-row)
Pole number 2	38
Connection type 2	Field
Connection technology 2	CAGE CLAMP®
WAGO connector 2	WAGO 236 Series
Solid conductor 2	0.08 ... 2.5 mm <sup>2</sup> / 28 ... 12 AWG
Fine-stranded conductor 2	0.08 ... 2.5 mm <sup>2</sup> / 28 ... 12 AWG
Strip length 2	5 ... 6 mm / 0.2 ... 0.24 inches

### Physical data

Width	102 mm / 4.016 inches
Height	85 mm / 3.346 inches
Depth from upper-edge of DIN-rail	34 mm / 1.339 inches

### Mechanical data

Mounting type	DIN-35 rail
Housing design	Mounting carrier

### Material data

Contact material (connector)	Au over Ni
Fire load	1.46 MJ
Weight	108.7 g

### Environmental requirements

Ambient temperature (operation)	-20 ... +50 °C
Ambient temperature (storage)	-40 ... +70 °C
Relative humidity	≤ 85% (non-condensing)

### Standards and specifications

Standards/specifications	EN 61010-2-201
--------------------------	----------------

### Commercial data

Product Group	6 (INTERFACE ELECTRONIC)
eCl@ss 10.0	27-14-11-52
eCl@ss 9.0	27-14-11-52
ETIM 8.0	EC002780
ETIM 7.0	EC002780
PU (SPU)	3 (1) pcs
Packaging type	Box
Country of origin	DE
GTIN	4045454366988
Customs tariff number	85366990990

### Environmental Product Compliance

RoHS Compliance Status	Compliant, No Exemption
------------------------	-------------------------

### Approvals / Certificates

#### General approvals



Approval	Standard	Certificate Name
EAC Brjansker Zertifizierungs- stelle	TP TC 004/2011	EAC RU C-DE.AM02. B.00122/19
UL Underwriters Laboratories Inc. (ORDINARY LOCATI- ONS)	UL 508	E175199 Vol.2 Sec.1

## Downloads

### Environmental Product Compliance

Compliance Search			
Environmental Product Compliance 289-588			<a href="#">↓</a>

## Documentation

Bid Text			
289-588	19.02.2019	xml 3.59 KB	<a href="#">↓</a>
289-588	06.02.2015	doc 27.00 KB	<a href="#">↓</a>

Instruction Leaflet	
	pdf 1246.19 KB <a href="#">↓</a>

## CAD/CAE-Data

CAD data	
2D/3D Models 289-588	<a href="#">↓</a>

CAE data	
EPLAN Data Portal 289-588	<a href="#">↓</a>
WSCAD Universe 289-588	<a href="#">↓</a>
ZUKEN Portal 289-588	<a href="#">↓</a>

## 1 Compatible Products

### 1.1 Optional Accessories

#### 1.1.1 Marking

##### 1.1.1.1 Marking strip

<p><b>Item No.: 709-196</b> Marking strips; for laser printer; translucent</p>	<p><b>Item No.: 709-177</b> Marking strips; on reel; 7.5 mm wide; not stretchable; plain; snap-on type; translucent</p>	<p><b>Item No.: 709-178</b> Marking strips; on reel; 7.5 mm wide; not stretchable; plain; snap-on type; white</p>

#### 1.1.2 Tool

### 1.1.2.1 Operating tool




**Item No.: 210-720**


Operating tool; Blade: 3.5 x 0.5 mm; with a partially insulated shaft; multicoloured

## Installation Notes

### Conductor termination




Conductor termination – screwdriver actuation parallel to conductor entry




Conductor termination – screwdriver actuation perpendicular to conductor entry

## Installation



Snapping a module onto DIN-rail.



Removing a module from the DIN-rail.