



Item description

Note:

Terminating Aluminum Conductors

WAGO spring clamp terminal blocks are suitable for solid aluminum conductors up to 4 mm²/12 AWG if WAGO "Alu-Plus" Contact Paste is used for termination.

"Alu-Plus" Contact Paste Advantages:

- Automatically destroys the oxide film during clamping.
- Prevents fresh oxidation at the clamping point.
- Prevents electrolytic corrosion between aluminum and copper conductors (in the same terminal block).
- Provides long-term protection against corrosion.

Using terminal blocks with CAGE CLAMP® Spring Pressure Connection Technology, **aluminum conductors must first be cleaned with a blade** and then immediately be inserted into the clamping units filled with "Alu-Plus" Contact Paste.

For spring clamp connections with PUSH WIRE® connection technology, **WAGO recommends that the aluminum conductor first be cleaned** and then immediately inserted into the clamping unit filled with "Alu-Plus" contact paste.

It is also possible to apply WAGO "Alu-Plus" **additionally** on the whole surface of the aluminum conductor before termination.

Subject to changes. Please also observe the further product documentation!



Please note that the nominal currents must be adapted to the reduced conductivity of the aluminum conductors::

2.5 mm² = 16 A

4 mm² = 22 A

Data

Technical data

Main product function	"Alu-Plus" contact paste
-----------------------	--------------------------

Material data

Weight	35.3 g
--------	--------

Commercial data

Product Group	2 (Terminal Block Accessories)
Packaging type	BOX
Country of origin	DE
GTIN	4017332133890
Customs tariff number	34039900900

Downloads

Documentation

Bid Text

249-130 X81 - Datei	Feb 19, 2019	xml 2.5 kB	Download
249-130 doc - Datei	May 17, 2017	doc 24.1 kB	Download

CAD/CAE-Data

CAE data

EPLAN Data Portal 249-130	URL	Download
---------------------------	-----	----------

Environmental Product Compliance


Compliance Search

Environmental Product Compliance 249-130

Subject to changes. Please also observe the further product documentation!

Syringe; Contents: 20 ml Alu-Plus contact paste



Installation Notes



WAGO Rail-Mount Terminal Blocks (up to 4 mm²/12 AWG)

Press plunger down until "Alu-Plus" has filled all conductor entry holes.

For each conductor entry: Insert nozzle of the "Alu-Plus" syringe in every open conductor entry hole (one after the other).




WAGO Lighting Connectors

Push nozzle of the "Alu-Plus" syringe first into the circular entry and then into the square conductor entry hole of the WAGO Lighting Connector.


Press the plunger down until "Alu-Plus" has filled both entry holes.

Note: Not suitable for higher temperature applications!

Subject to changes. Please also observe the further product documentation!



1. Push nozzle of the "Alu-Plus" syringe into every open conductor entry hole (one after the other).



2. Press plunger down until "Alu-Plus" has filled all conductor entry holes.

Subject to changes. Please also observe the further product documentation!