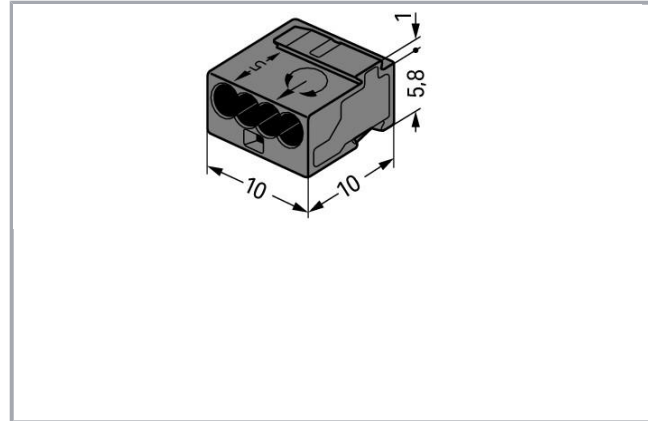


Data sheet | Item number: 243-204

MICRO PUSH WIRE® connector for junction boxes; for solid conductors; 0.8 mm Ø; 4-conductor; dark gray housing; light gray cover; Surrounding air temperature: max 60°C; 0,80 mm²; dark gray

www.wago.com/243-204



RoHS Compliant

BOMcheck.net

Color: ■

Item description

Safety information 1:

When using conductors of the same diameter, Ø 0.5 mm / 24 AWG or Ø 1 mm / 18 AWG are also possible.

Data

Electrical data

Ratings per IEC/EN 60664-1

Rated voltage (II / 2)	100 V
Rated impulse voltage (II / 2)	1.5 kV
Rated current	6 A
Legend (ratings)	(II / 2) ≙ Overvoltage category II / Pollution degree 2

Connection data

Connection technology PUSH WIRE®

Subject to changes.

WAGO Kontakttechnik GmbH & Co. KG
Hansastr. 27
32423 Minden
Phone: +49571 887-0 | Fax: +49571 887-169
Email: info.de@wago.com | Web: www.wago.com

Do you have any questions about our products?
We are always happy to take your call at +49 (571) 887-44222.



Actuation type	Push-in
Connectable conductor materials	Copper
Conductor diameter	0.6 ... 0.8 mm
Strip length	5 ... 6 mm / 0.2 ... 0.24 inch
Total number of connection points	4
Total number of potentials	1
Number of connection types	1
Number of levels	1
Type of wiring	Side-entry wiring

Geometrical Data

Width	10 mm / 0.394 inch
Height	6.8 mm / 0.268 inch
Depth	10 mm / 0.394 inch

Material Data

Color	dark gray
Fire load	0.012 MJ
Weight	0.8 g

Environmental Requirements

Surrounding air (operating) temperature	60 °C
Continuous operating temperature	105 °C

Commercial data

Packaging type	BOX
Country of origin	DE
GTIN	4044918440585
Customs Tariff No.	85369010000

Approvals / Certificates

Country specific Approvals

Logo	Approval	Additional Approval Text	Certificate name
	CCA DEKRA Certification B.V.	EN 60998	NTR NL 7486

Subject to changes.

WAGO Kontakttechnik GmbH & Co. KG
 Hansastr. 27
 32423 Minden
 Phone: +49571 887-0 | Fax: +49571 887-169
 Email: info.de@wago.com | Web: www.wago.com

Do you have any questions about our products?
 We are always happy to take your call at +49 (571) 887-44222.

CCA



CSA
DEKRA Certification B.V.

C22.2

70048857





KEMA/KEUR
DEKRA Certification B.V.


EN 60998

2193300.01

Ship Approvals



Logo	Approval	Additional Approval Text	Certificate name
	ABS American Bureau of Shipping	-	18- HG1755093- PDA
	LR Lloyds Register	EN 60998	04/20013 (E8)

UL-Approvals

Logo	Approval	Additional Approval Text	Certificate name
	UR Underwriters Laboratories Inc.	UL 1059	20190731- E45172

Compatible products

General accessories

	Item no.: 243-112 Mounting carrier; for 4 connectors; 243 Series; for DIN-35 rail mounting/screw mounting; orange	www.wago.com/243-112
	Item no.: 243-113 Mounting carrier; for 6 connectors; 243 Series; for DIN-35 rail mounting/screw mounting; orange	www.wago.com/243-113

Marking accessories

Subject to changes.

WAGO Kontakttechnik GmbH & Co. KG
Hansastr. 27
32423 Minden
Phone: +49571 887-0 | Fax: +49571 887-169
Email: info.de@wago.com | Web: www.wago.com

Do you have any questions about our products?
We are always happy to take your call at +49 (571) 887-44222.



Item no.: 210-332/575-103

Marking strips; as a DIN A4 sheet; MARKED; 1-12 (160x); Height of marker strip: 3 mm; Strip length 182 mm; Horizontal marking; Self-adhesive; white

www.wago.com/210-332/575-103

Downloads

Documentation

Bid Text

243-204 doc - Datei	May 17, 2017	doc 25.6 kB	Download
------------------------	--------------	----------------	----------

243-204 X81 - Datei	Feb 19, 2019	xml 3.3 kB	Download
------------------------	--------------	---------------	----------

Additional Information

Technical explanations	Apr 3, 2019	pdf 2.1 MB	Download
------------------------	-------------	---------------	----------

CAD/CAE-Data

CAD data

2D/3D Models 243-204	URL	Download
----------------------	-----	----------


CAE data

EPLAN Data Portal 243-204	Download
---------------------------	----------


WSCAD Universe 243-204	Download
------------------------	----------

Installation Notes


Subject to changes.




Strip solid conductors to 5 ... 6 mm (0.2 ... 0.24 inch).



Termination: Insert stripped solid conductor until it hits backstop.




Removal: Hold conductor to be removed and twist alternately left and right while pulling the connector.



Connector strips:

Assembling modular connectors into connector strips.




Commoned connector strips

Subject to changes.



Testing via test ports opposite to conductor entry.

Subject to changes.



WAGO's 243 Series MICRO PUSH WIRE®
Connectors for junction boxes can be used in both communication and alarm systems according to the VdS (German Association of Property Insurers) guidelines.

No general approval is given to PUSH WIRE® connectors by the VdS association. The connectors must be tested together with the different parts of the system.

The requirements for connectors are specified in the VdS guidelines for junction boxes (VdS 2116) in section 8.7: "The junction box connectors must be designed to guarantee a reliable and stable connection."

The verification of the fulfillment of these requirements is documented in the VDE test report No. 2574-1440-4031 for the insulated 243 Series PUSH WIRE® Connectors for junction boxes.

Subject to changes.