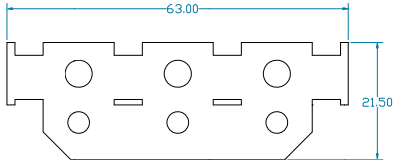
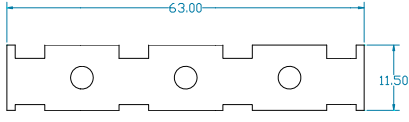
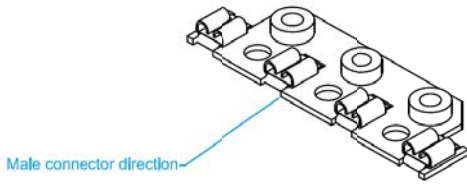
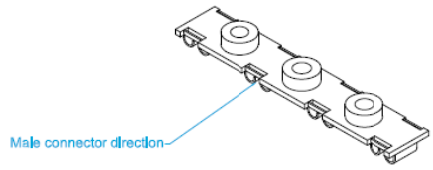
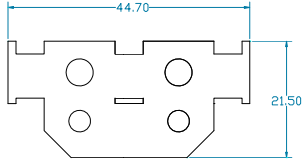
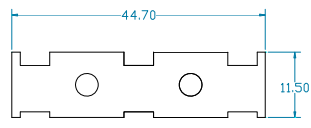
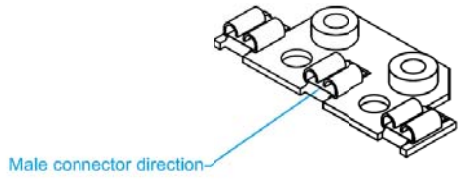

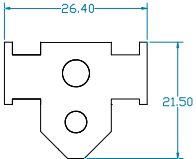
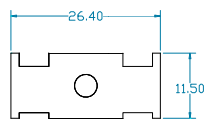
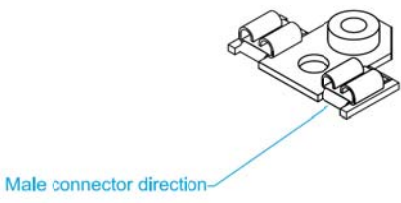



PARRALEL LINKS		
Specification	Negative Links	Positive Links
M4 Screws – Tighten to 1.5NM	Par4 Link	Par4 Link
Friction Lock		
Protrude 21.50mm		
Brass – Tin Plated	Par3 Link	Par3 Link
		
		
	Par2 Link	Par2 Link
		
		



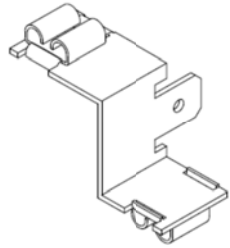
DATASHEET

NEVO600 SERIES



Patents pending

ACCESSORIES : PARALLEL LINKS
: SERIES LINK

SERIE LINK	
Specification	Series Link
M4 Screws – Tighten to 1.5NM	
Friction Lock	
Protrude 11.50mm	
Centre Tap point	
<p>Notes: Refer to the User Manual and datasheets for information on how to connect modules in parallel or in series.</p>	