





MLP2520S2R2ST0S1

Applications		Commercial Grade
Feature		Multilayer
		Magnetic Shield
		Ferrite Core
Series	MLP Series / MLP2520 Type	
Status	Production	



Size	
Length(L)	2.50mm +/-0.15mm
Width(W)	2.00mm +/-0.15mm
Thickness(T)	1.10mm +/-0.10mm
Recommended Land Pattern (A)	0.70mm Nom.
Recommended Land Pattern (B)	1.40mm Nom.
Recommended Land Pattern (C)	2.00mm Nom.

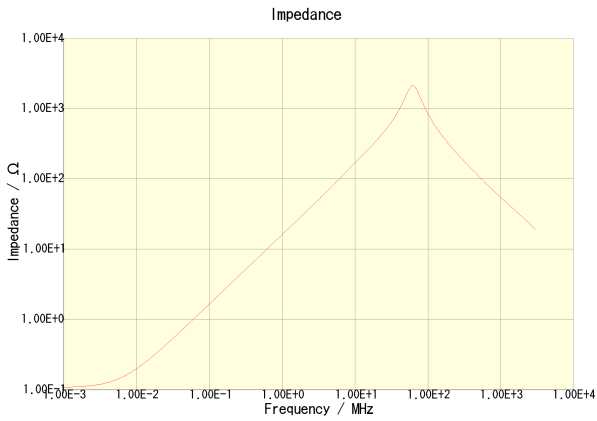
Electrical Characteristics	
Inductance	2.2uH +/-20% at 2MHz
Rated Current (Temperature Rise) [Max.]	1.2A (40degC Rise)
DC Resistance [Nom.]	110mΩ
DC Resistance [Max.]	143mΩ

Other	
Operating Temp. Range (Including Self-Temp. Rise)	-40 to 125degC
Soldering Method	Reflow, Iron Soldering
AEC Q200	No
Packing	Blister (Plastic)Taping [180mm Reel]
Package Quantity	3000Pcs Min.
Weight	0.025g

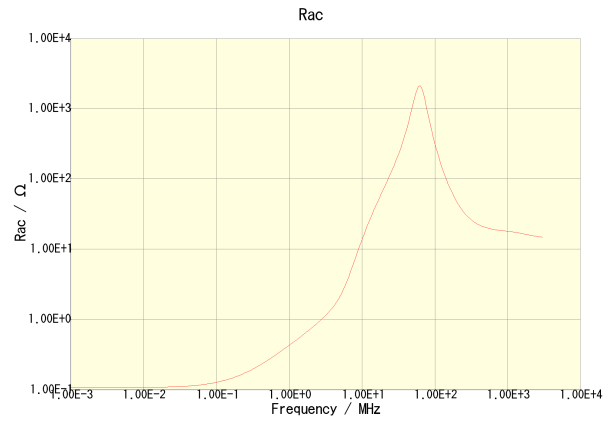
•This PDF document was created based on the data listed on the TDK Corporation website.
 •All specifications are subject to change without notice.

MLP2520S2R2ST0S1

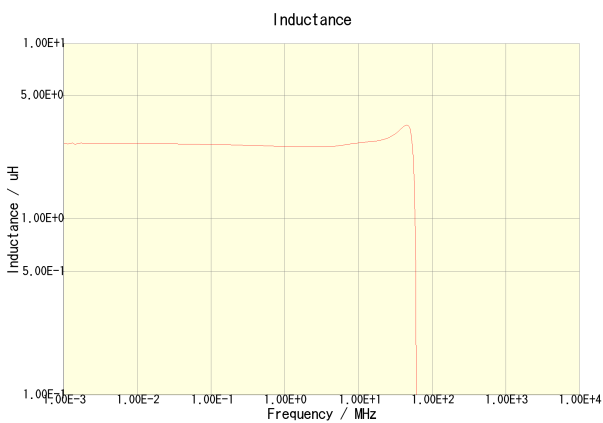
Characteristic Graphs (This is reference data, and does not guarantee the product's characteristics.)



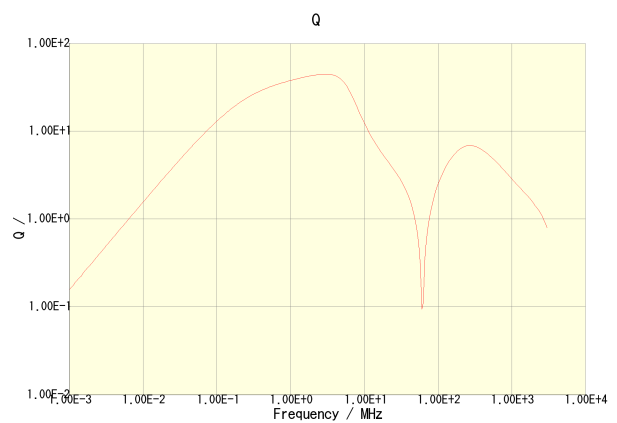
MLP2520S2R2ST0S1



MLP2520S2R2ST0S1



MLP2520S2R2ST0S1




MLP2520S2R2ST0S1

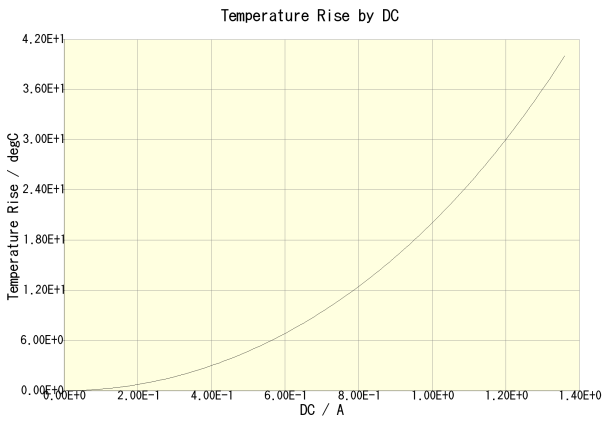
•This PDF document was created based on the data listed on the TDK Corporation website.
 •All specifications are subject to change without notice.

MLP2520S2R2ST0S1

Characteristic Graphs (This is reference data, and does not guarantee the product's characteristics.)



MLP2520S2R2ST0S1(Amb. Temp. = 20degc)



MLP2520S2R2ST0S1(Amb. Temp. = 20degc)

- This PDF document was created based on the data listed on the TDK Corporation website.
- All specifications are subject to change without notice.