





MLP2012S2R2MT0S1

Applications		Commercial Grade
Feature		Multilayer
		Magnetic Shield
		Ferrite Core
Series	MLP Series / MLP2012 Type	
Status	Production	



Size	
Length(L)	2.00mm +/-0.20mm
Width(W)	1.25mm +/-0.20mm
Thickness(T)	0.85mm +/-0.15mm
Recommended Land Pattern (A)	0.80mm Nom.
Recommended Land Pattern (B)	1.00mm Nom.
Recommended Land Pattern (C)	1.20mm Nom.

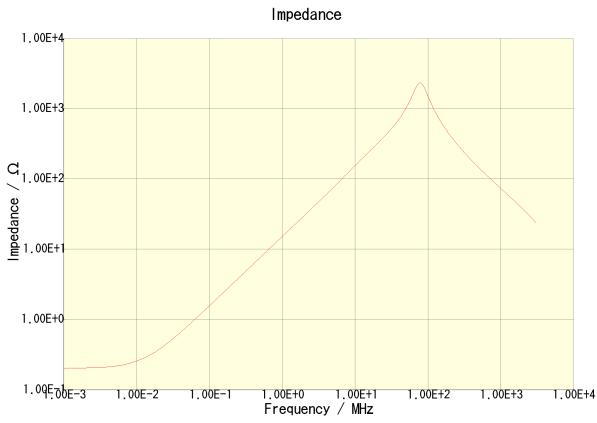
Electrical Characteristics	
Inductance	2.2uH +/-20% at 2MHz
Rated Current (Temperature Rise) [Max.]	800mA (40degC Rise)
DC Resistance [Nom.]	230mΩ
DC Resistance [Max.]	299mΩ

Other	
Operating Temp. Range (Including Self-Temp. Rise)	-40 to 125degC
Soldering Method	Reflow, Iron Soldering
AEC Q200	No
Packing	Punched (Paper)Taping [180mm Reel]
Package Quantity	4000Pcs Min.
Weight	0.01g

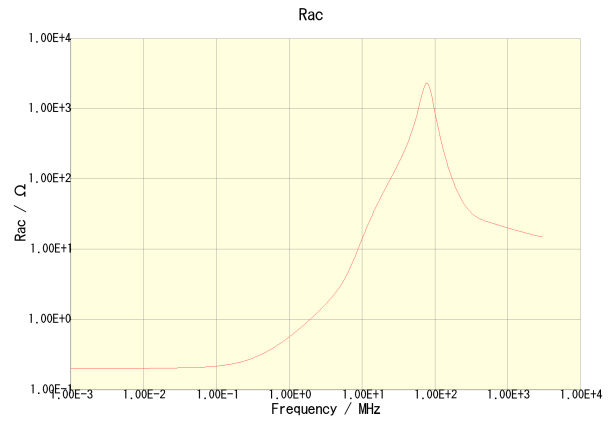
•This PDF document was created based on the data listed on the TDK Corporation website.
 •All specifications are subject to change without notice.

MLP2012S2R2MT0S1

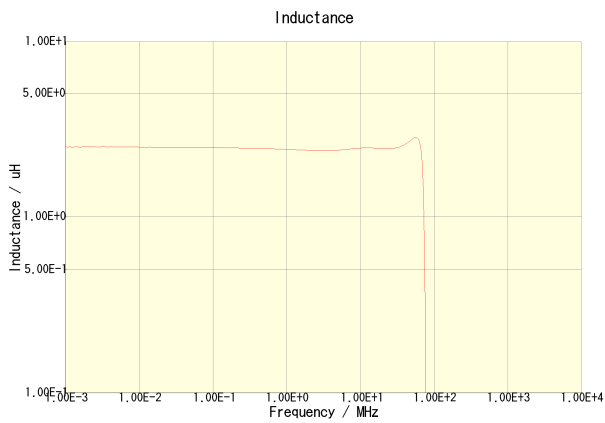
Characteristic Graphs (This is reference data, and does not guarantee the product's characteristics.)



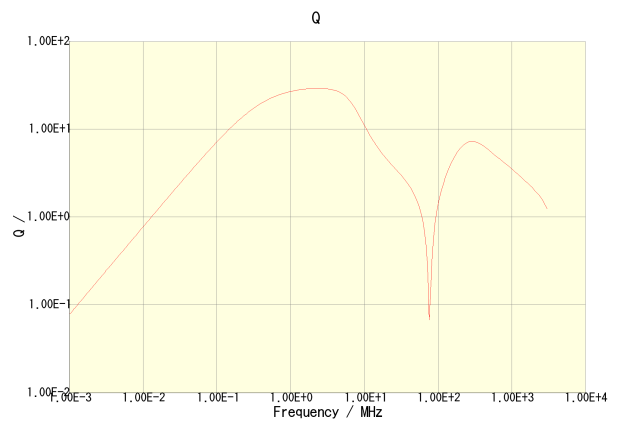
MLP2012S2R2MT0S1



MLP2012S2R2MT0S1



MLP2012S2R2MT0S1


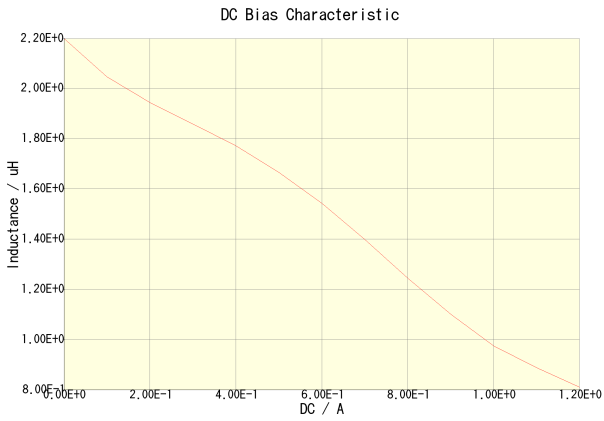


MLP2012S2R2MT0S1

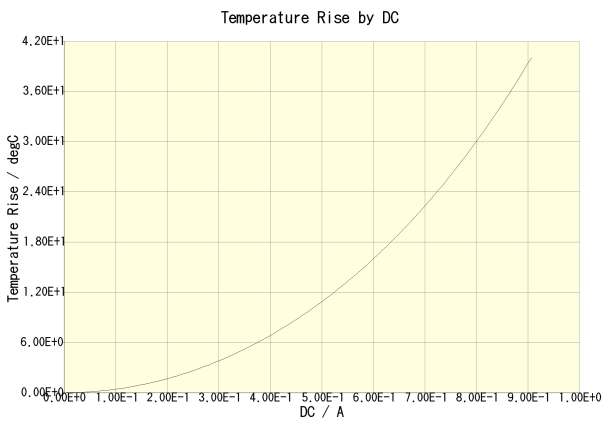
•This PDF document was created based on the data listed on the TDK Corporation website.
 •All specifications are subject to change without notice.

MLP2012S2R2MT0S1

Characteristic Graphs (This is reference data, and does not guarantee the product's characteristics.)



MLP2012S2R2MT0S1(Amb. Temp. = 20degc)



MLP2012S2R2MT0S1(Amb. Temp. = 20degc)

- This PDF document was created based on the data listed on the TDK Corporation website.
- All specifications are subject to change without notice.