

1- stage filter for 3-phase systems, DIN rail mounting



See below:

Approvals and Compliances

Description

- 3 phase line filter with standard attenuation

Applications

- Especially designed for electric switch and control cabinets
- Suitable for use in equipment according to IEC/UL 60950

Weblinks

[pdf data sheet](#), [html datasheet](#), [General Product Information](#), [Distributor-Stock-Check](#), [Detailed request for product](#), [Microsite](#)

Technical Data

Rated Current	3 - 20A @ Ta 40 °C
Rated voltage	480VAC, 50/60 Hz
Approval for	3 - 20A @ Ta 40 °C / 480VAC; 50/60Hz
Overload Current	1.5 x Ir for 1 minute, per hour
Leakage Current	standard < 0.5mA (440V / 50Hz)
Dielectric Strength	480VAC: 2.25kVDC between L-L 3kVDC between L-PE Test voltage (2 sec)
Number of Filter Stages	1-stage
Weight	0.4 kg
Material: Housing	Metal
Sealing Compound	UL 94V-0

Mounting	DIN rail mounting
Terminal	Bolts and nuts M4, Quick connect terminal for PE
Operating Temperature	-25 °C to 100 °C
Climatic Category	25/100/21 acc. to IEC 60068-1
Degree of Protection	IP20 acc. to IEC 60529
Protection Class	Suitable for appliances with protection class I acc. to IEC 61140
MTBF	> 200'000h acc. to MIL-HB-217 F

Approvals and Compliances

Detailed information on product approvals, code requirements, usage instructions and detailed test conditions can be looked up in [Details about Approvals](#)

SCHURTER products are designed for use in industrial environments. They have approvals from independent testing bodies according to national and international standards. Products with specific characteristics and requirements such as required in the automotive sector according to IATF 16949, medical technology according to ISO 13485 or in the aerospace industry can be offered exclusively with customer-specific, individual agreements by SCHURTER.

Approvals

The approval mark is used by the testing authorities to certify compliance with the safety requirements placed on electronic products.

Approval Reference Type: FMAC

Approval Logo	Certificates	Certification Body	Description
	VDE Approvals	VDE	Certificate Number: 40030735
	UL Approvals	UL	UL File Number: E72928





Application standards

Application standards where the product can be used

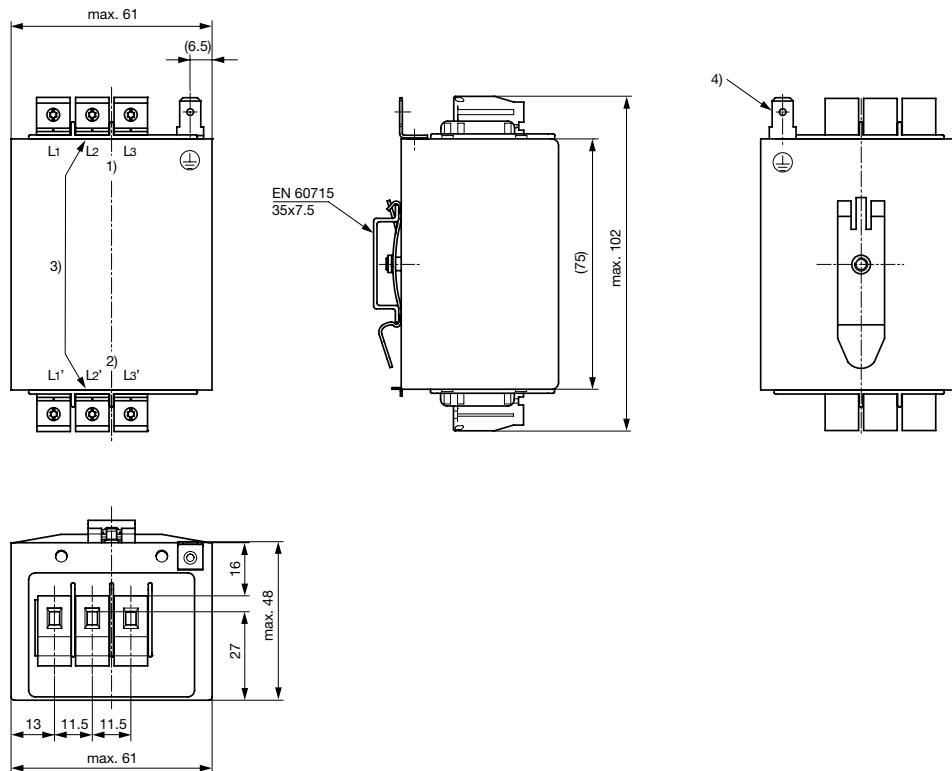
Organization	Design	Standard	Description
	Designed for applications acc.	IEC/UL 60950	IEC 60950-1 includes the basic requirements for the safety of information technology equipment.

Compliances

The product complies with following Guide Lines

Identification	Details	Initiator	Description
	CE declaration of conformity	SCHURTER AG	The CE marking declares that the product complies with the applicable requirements laid down in the harmonisation of Community legislation on its affixing in accordance with EU Regulation 765/2008.
	RoHS	SCHURTER AG	Directive RoHS 2011/65/EU, Amendment (EU) 2015/863
	China RoHS	SCHURTER AG	The law SJ / T 11363-2006 (China RoHS) has been in force since 1 March 2007. It is similar to the EU directive RoHS.
	REACH	SCHURTER AG	On 1 June 2007, Regulation (EC) No 1907/2006 on the Registration, Evaluation, Authorization and Restriction of Chemicals 1 (abbreviated as "REACH") entered into force.

Dimension [mm]

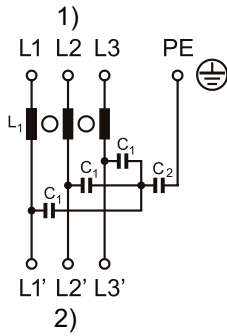


- 1) Line
- 2) Load
- 3) Tightening torque 0.6-0.8 Nm, Screw 4mm²
- 4) Quick connect terminal 6.3x0.8mm

Technical data to the filter components

Rated Current [A]	Rated Voltage [VAC]	L [mH]	C1 [nF]	C2 [nF]
10	-	1	100	4.7
20	-	0.22	100	22
3	-	3	100	4.7
6	-	2	100	4.7

Diagrams



- 1) Line
- 2) Load

Attenuation Loss

--- 50Ω differential mode ____ 50Ω common mode

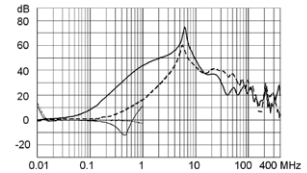
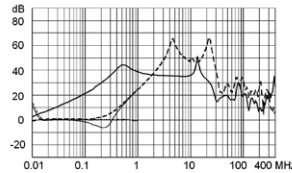
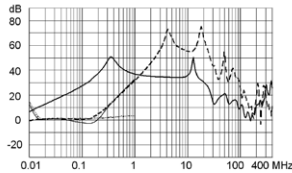
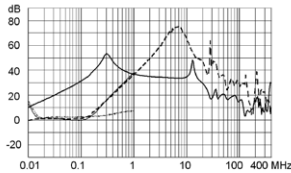
Standard version

3 A

6 A

10 A

20 A



All Variants

Rated Current [A]	Tripped Power Dissi-	Leakage Cur- rent [mA] @ 440V,	Contact Resistance [mΩ]	Weight [g]	Screw clamps [mm2] 2)	Order Number
10	2.6	0.02	8.5	395 g	4	FMAC-3RYB-1010
20	4.9	0.08	4.1	395 g	4	FMAC-3RYB-2010
3	1.1	0.02	40	355 g	4	FMAC-3RYB-0310
6	2.3	0.02	21	375 g	4	FMAC-3RYB-0610

Most Popular.

Availability for all products can be searched real-time: <https://www.schurter.com/en/Stock-Check/Stock-Check-SCHURTER>

1) Nominal leakage current acc. to IEC60950 - 5.2.5. under normal operating conditions. Note: worst case leakage current acc. to IEC60950 - Annex G4 (situation with two interrupted lines) can be much higher.

2) Maximum conductor cross section (wire gauge) to be used; a comparative table for AWG and mm² values can be found in the general product information <https://www.schurter.com/en/FAQ#10>

Packaging unit

5 Pcs