

Heavy Duty Fuse Clip, 6.3x32 mm, 600 VAC/VDC, 32 A



Solder THT version tin-plated



Solder THT version silver-plated

600 VAC/DC · 32 A (UL)

See below:

[Approvals and Compliances](#)

Description

- Solder mounting

Unique Selling Proposition

- Unique 600 VAC/VDC and 32 A
- Minimal power loss due to strong clamping force

Applications

- Photovoltaic
- Applications for high currents and voltages
- Equipment with three-phase supply (400 VAC)

References

Fuseholder to [A12FA 660V](#); [FSF 6.3x32](#); [FST 6.3x32](#); [SA 6.3x32](#); [SHF 6.3x32](#); [SHT 6.3x32](#); [SP 6.3x32](#); [SPT 6.3x32](#); [SUT 6.3x32](#)

Weblinks

[pdf data sheet](#), [html datasheet](#), [General Product Information](#), [Packaging details](#), [Distributor-Stock-Check](#), [Detailed request for product](#), [Microsite](#)

Technical Data

Fuse-Link	6.3 x 32mm
Mounting	PCB
Terminal	Solder THT
Rated Voltage	600 VAC/DC
Rated current	32 A (UL)
Admissible Ambient Air Temp.	-55 °C to 155 °C ¹⁾
Material: Terminals	Copper alloy, silver-plated / tin-plated ¹⁾
Storage Conditions	0 °C to 60 °C, max. 70% r.h.

Soldering Methods	Wave Soldering Profile
Solderability	245 °C / 3 sec acc. to IEC 60068-2-20, Test Ta, method 1
Resistance to Soldering Heat	260 °C / 10 sec acc. to IEC 60068-2-20, Test Tb, method 1A
Contact Resistance	≤ 10 mΩ at 100 mA

¹⁾ Details see table of variants

Approvals and Compliances

Detailed information on product approvals, code requirements, usage instructions and detailed test conditions can be looked up in [Details about Approvals](#)

SCHURTER products are designed for use in industrial environments. They have approvals from independent testing bodies according to national and international standards. Products with specific characteristics and requirements such as required in the automotive sector according to IATF 16949, medical technology according to ISO 13485 or in the aerospace industry can be offered exclusively with customer-specific, individual agreements by SCHURTER.

Approvals

The approval mark is used by the testing authorities to certify compliance with the safety requirements placed on electronic products.

Approval Reference Type: CQP

Approval Logo	Certificates	Certification Body	Description
	UL Approvals	UL	UL File Number: E39328


Product standards

Product standards that are referenced

Organization	Design	Standard	Description
	Designed according to	UL 4248-1	Fuseholder general requirements
	Designed according to	CSA C22.2 no. 4248.1	Fuseholder general requirements





Application standards

Application standards where the product can be used

Organization	Design	Standard	Description
	Designed for applications acc.	IEC/UL 62368-1	IEC 62368-1 includes the basic requirements for safety of audio, video, information technology and office equipment.

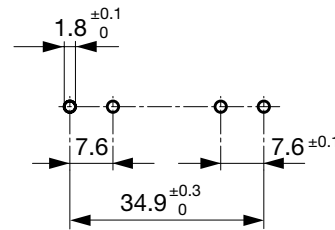
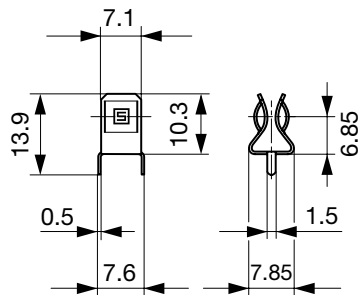
Compliances

The product complies with following Guide Lines

Identification	Details	Initiator	Description
	CE declaration of conformity	SCHURTER AG	The CE marking declares that the product complies with the applicable requirements laid down in the harmonisation of Community legislation on its affixing in accordance with EU Regulation 765/2008.
	RoHS	SCHURTER AG	Directive RoHS 2011/65/EU, Amendment (EU) 2015/863
	China RoHS	SCHURTER AG	The law SJ / T 11363-2006 (China RoHS) has been in force since 1 March 2007. It is similar to the EU directive RoHS.
	REACH	SCHURTER AG	On 1 June 2007, Regulation (EC) No 1907/2006 on the Registration, Evaluation, Authorization and Restriction of Chemicals 1 (abbreviated as "REACH") entered into force.

Dimension [mm]

8.2 mm



Drilling diagram

All Variants

Clip	Material: Anschlüsse	Order Number
●	Tin-plated	8040.0001
●	silver-plated	8040.0003

 Most Popular.

Availability for all products can be searched real-time: <https://www.schurter.com/en/Stock-Check/Stock-Check-SCHURTER>

Packaging Unit

Bulk (1000 pcs.)