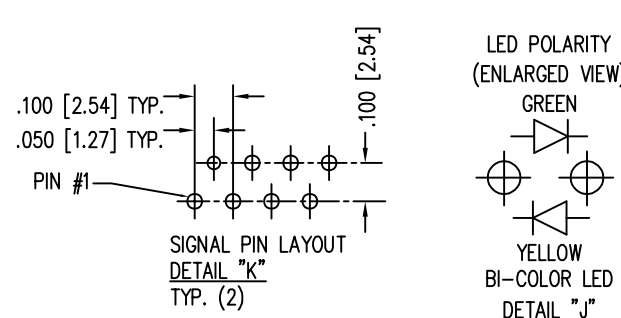
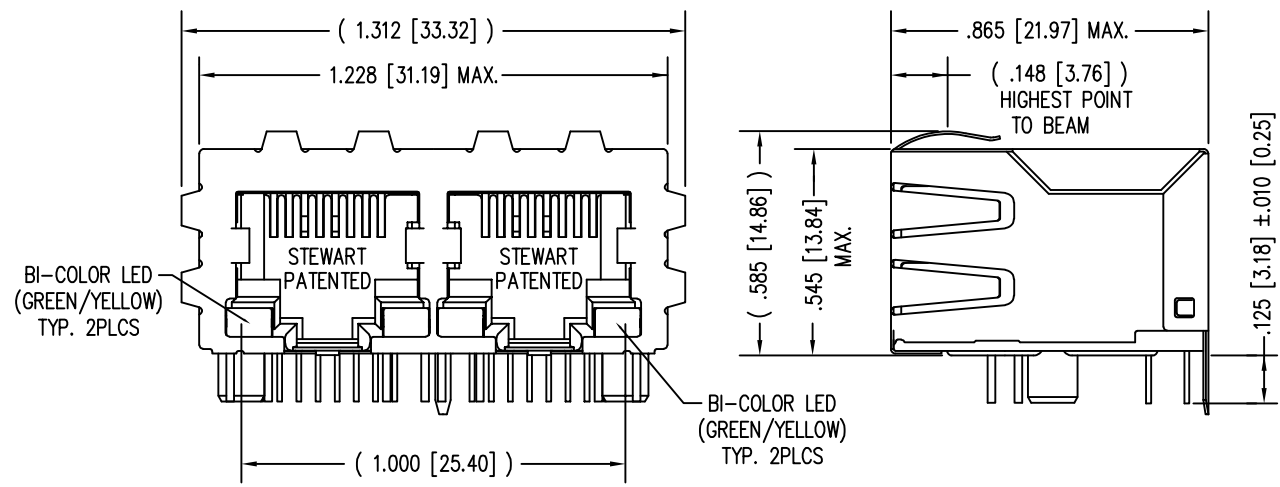
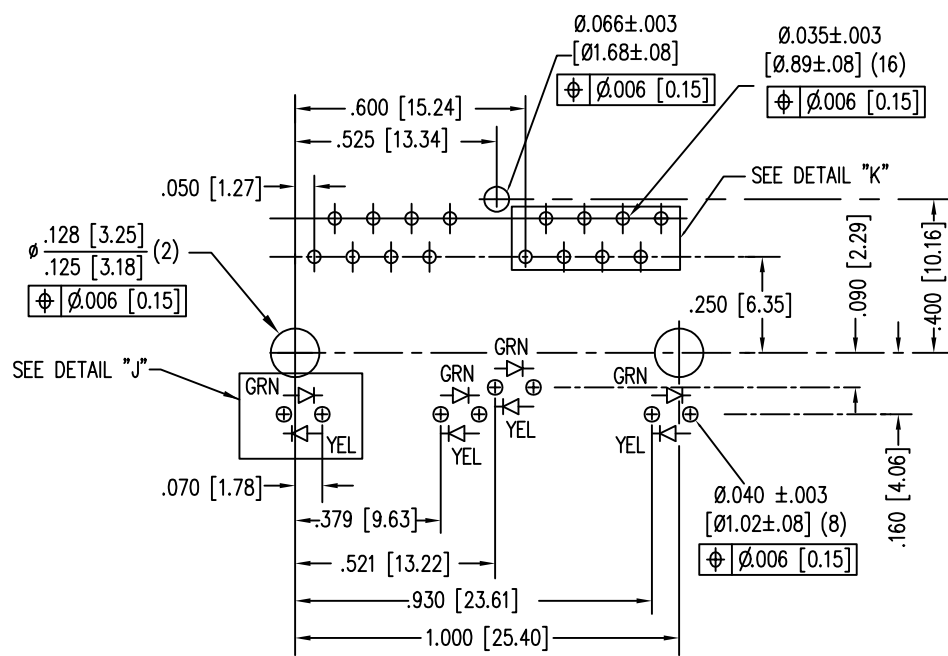
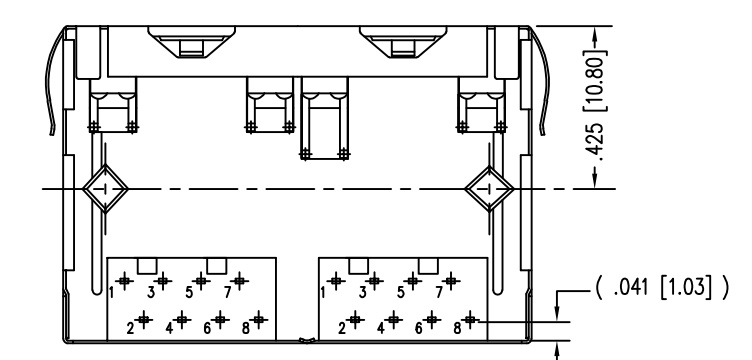


DATE	REV	ECN	APP'D. BY
3-16-16	A3	10618	TRM
10-6-16	A4	10781	TRM
7-12-23	B0	12208	JE



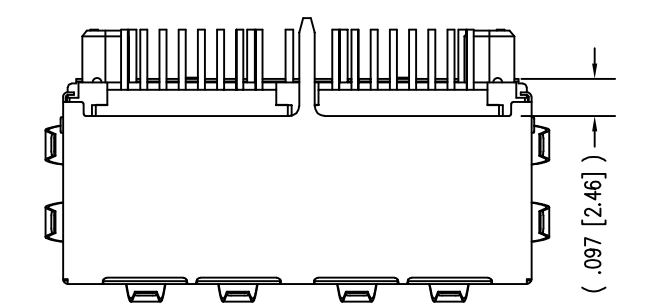
LED SPECIFICATIONS				
BI-COLOR LED	WAVELENGTH	FORWARD VOLTAGE (MAX)	* FORWARD VOLTAGE (TYP)	
GREEN/YELLOW	GREEN	565 nm	2.5 V	2.2 V
	YELLOW	590 nm	2.5 V	2.1 V

* WITH A FORWARD CURRENT OF 20 mA (TYP)

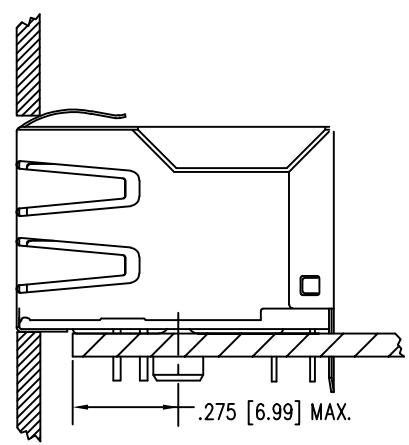
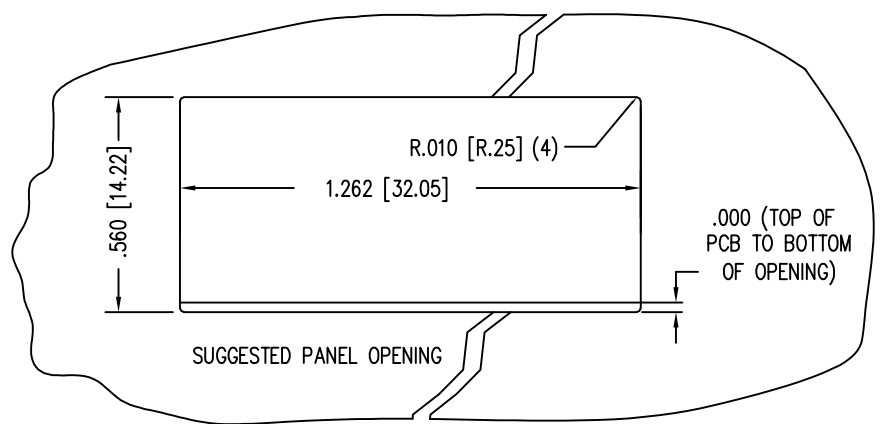


P.C.B. RECOMMENDED HOLE LAYOUT
SEEN FROM COMPONENT SIDE
ALL CENTERLINE DIMENSIONS ARE BASIC.

- NOTES:
- CONNECTOR MATERIALS:
HOUSING: THERMOPLASTIC UL94 V-0
CONTACTS/SHIELD: COPPER ALLOY
SHIELD PLATING: NICKEL
CONTACT PLATING: SELECTIVE GOLD IN CONTACT AREA
SEE CHART FOR PART NUMBER
 - FOR PRODUCT SPECIFICATIONS SEE PRO22-01.
 - RATED AT MAX. 260°C FOR MAX. 10 SECS.
 - DIMENSIONS AND TOLERANCES COMPLY WITH TIA-1096 STANDARD.
 - THE SUGGESTED PANEL OPENING IS INTENDED TO GIVE USER THE ABILITY TO HAVE REASONABLE JACK/PANEL CLEARANCES, YET MAINTAIN GROUNDING CAPABILITY. THESE VARIABLES CAN BE ADJUSTED IN EITHER DIRECTION BUT MAY CARRY SOME CONSEQUENCES IN THE FORM OF LOWER MATING FORCES OR TIGHTER ASSEMBLY TOLERANCES.
 - PRODUCT DESIGNED FOR CATEGORY 5 APPLICATIONS.



30 MICRO-INCHES [0.76um]	SS74800-102F
CONTACT PLATING IN MATING AREA	PART NUMBER



THIRD ANGLE PROJECTION	 1118 Susquehanna Trail South Glen Rock, PA 17327-9199 (717) 235-7512 http://www.stewartconnector.com
DO NOT SCALE DRAWING DRAWING IS SUBJECT TO CHANGE WITHOUT NOTICE	
DIMENSIONS: INCHES [METRIC]	TITLE: EIGHT CONTACT, EIGHT POSITION EMI-RFI ONE PIECE SHIELDED ESD GROUND 2 PORT PCB HARMONICA CAT 5 LED JACK PAC
UNLESS OTHERWISE SPECIFIED TOLERANCES ARE ±.005 [0.13] ANGLES ARE ± 1°	DRN BY: TRM DATE: 2-3-11
SHEET NO. 1 OF 1	APPD BY: DHG DATE: 2-3-11
	DWG NO. CT740196F REV. B0