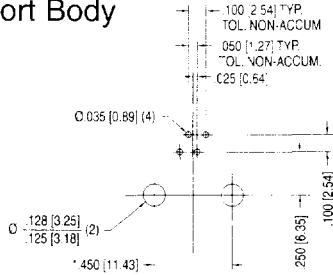


Variations

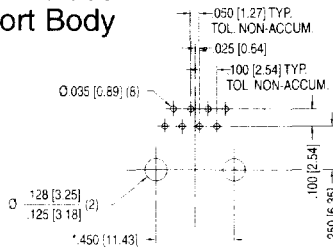
For Commonly Ordered Parts See Page 17

Footprint Configurations

Four-Contact, Ten-Position Unshielded Short Body



Eight-Contact, Ten-Position Unshielded Short Body



Flange Options

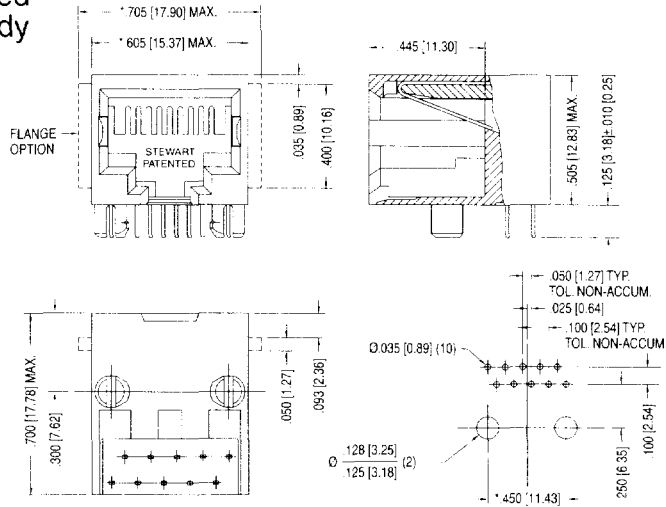
No Panel Stop Flanges (NF)



Panel Stop Flanges (FLS)



Ten-Contact, Ten-Position Unshielded Short Body



*Dimension is central about center line.

Quick Reference Chart

Description		Options			
Series	Contacts Inserted	Contact Positions	Flange Options		
			FLS	NF	
R45	64	4	10	●	●
	64	8	10	●	●
	64	10	10	●	●

*Typical applications.

Note: Configurations shown are the most common for typical applications.

For availability of other configurations not listed, consult Stewart.

Part Number Description

EXAMPLE: SS - 64 08 10 - FLS - A75 - X

Part prefix

Series

Number of contacts inserted

- 04, 08, or 10

Number of contact positions

- 10

Other options (consult Stewart)

Short Body plating options (microinches Au)

- A111 - Short Body w/ 30 μ n Au
- A75 - Short Body w/ 50 μ n Au

Flange options

- FLS - Panel stop flanges
- NF - No panel stop flanges

All dimensions are in inches with metric values in brackets.