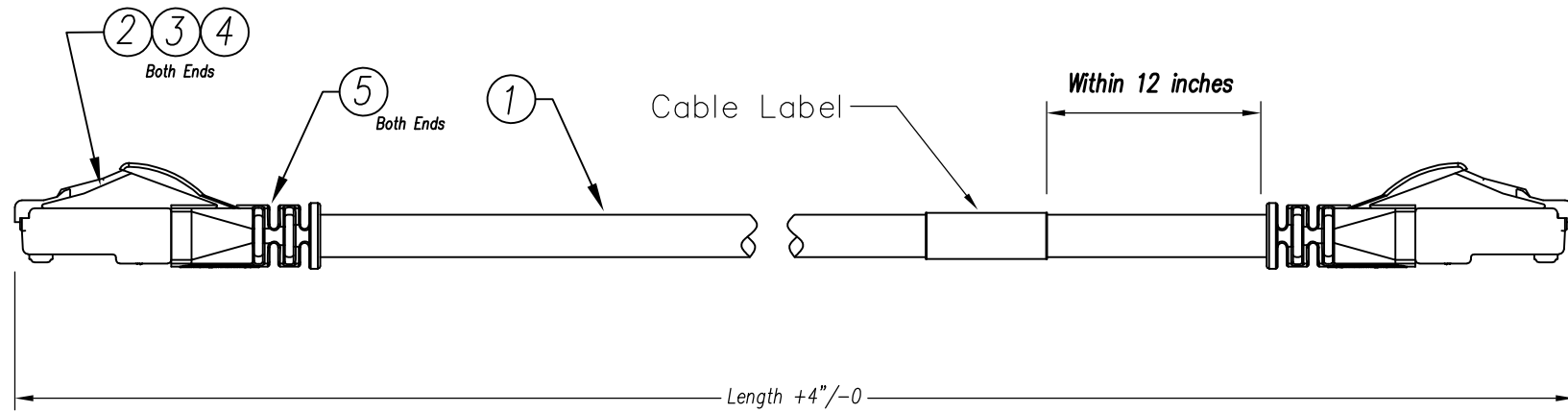
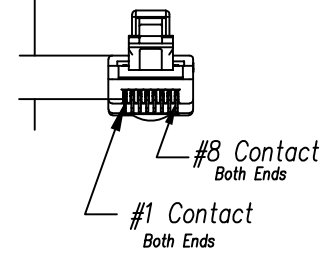


DATE	REV	ECN	APP'D. BY
02/22/19	A0	RELEASED	ET
02/22/19	A1	ECN 11349	TLS
01/24/20	A2	11503	JE



Crimp Contacts To
.237 ±0.005 at both ends



Notes:

- 1) Each cable assembly to be individually bagged.
- 2) 50μ" Gold plating on contacts
- 3) Cable Construction:
 - 24 AWG Stranded
 - 4Pr, U/UTP, Type CM
 - PVC Jacket
- 4) 100% Transmission Tested for Performance

P/N Key:

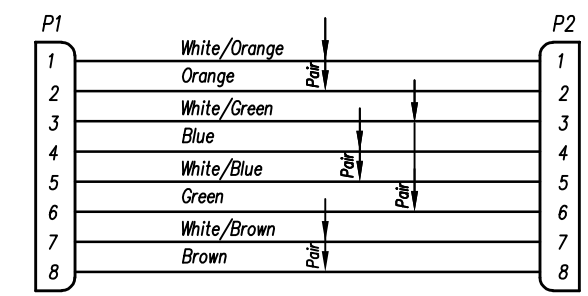
BM-6UxxxxF

UOM
F = Feet

Color
E = Blue
G = Grey

Length	
XXX	Feet
001	1
003	3
005	5
007	7
010	10
015	15
025	25


Wiring Map: 568B Standard



Example Parts Numbers

Feet		
P/N	Color	Length
BM-6UG001F	Grey	1'
BM-6UE010F	Blue	10'

For Part Numbers Not Shown Follow Part Number Key Format



THIRD ANGLE PROJECTION		206 Van Vorst Street Jersey City, NJ 07302 +1 201 432 0463 http://www.belfuse.com	
DO NOT SCALE DRAWING DRAWING IS SUBJECT TO CHANGE WITHOUT NOTICE		TITLE: <i>Bel Patchcord Assembly, C6 U/UTP, 24 awg Component Compliant</i>	
DIMENSIONS: INCHES [METRIC]	THIS DRAWING AND THE SUBJECT MATTER SHOWN THEREON ARE CONFIDENTIAL AND THE PROPRIETARY PROPERTY OF BEL FUSE, INC. AND SHALL NOT BE REPRODUCED, COPIED, OR USED IN ANY MANNER WITHOUT PRIOR WRITTEN CONSENT OF BEL FUSE, INC.	DRN BY: TLS	DATE: 02/22/19
UNLESS OTHERWISE SPECIFIED TOLERANCES ARE ±.005 [0.13] ANGLES ARE ± 1°		APPD BY: ET	DATE: 02/22/19
SHEET NO. 1 OF 1		DWG NO. CT999183	REV. A2

ASSEMBLY FORMAT REV. 6/3/05