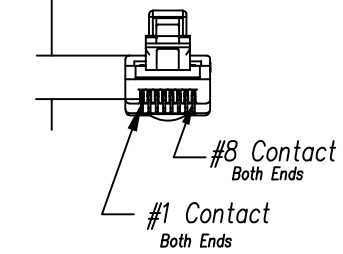
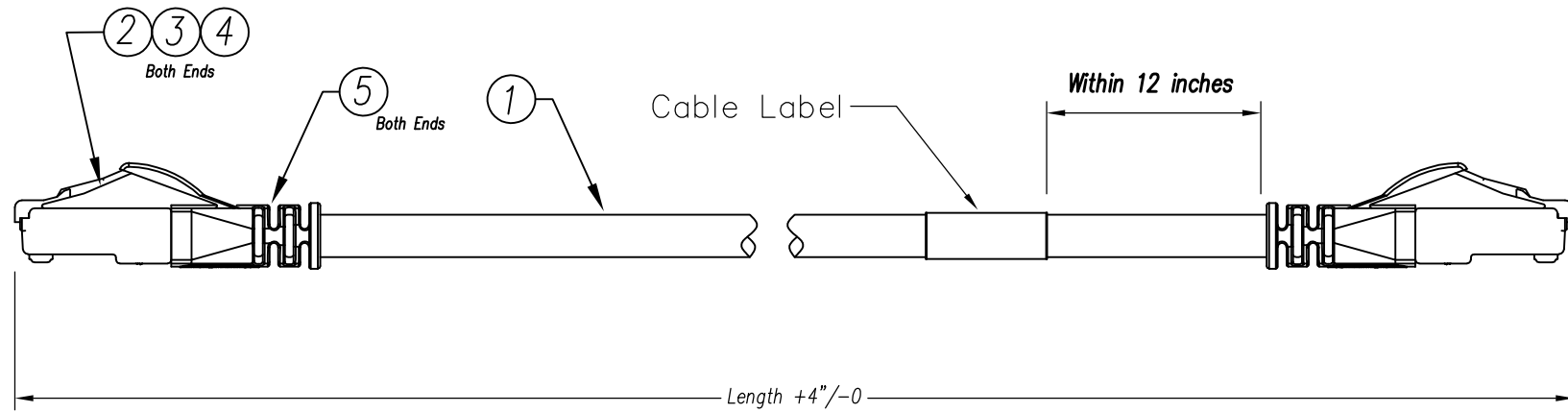


DATE	REV	ECN	APP'D. BY
02/22/19	A0	RELEASED	ET
02/22/19	A1	11349	TLS
01/24/20	A2	11503	JE



Crimp Contacts To  
.237 ±0.005 at both ends

**Notes:**

- 1) Each cable assembly to be individually bagged.
- 2) 50μ" Gold plating on contacts
- 3) Cable Construction:
  - 24AWG Stranded
  - 4Pr, U/UTP, Type CM
  - PVC Jacket
- 4) 100% Transmission Tested for Performance

**P/N Key:**

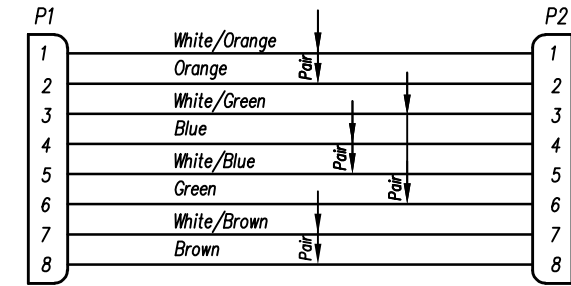
BM-5UxxxxF

UOM  
F = Feet

Color  
E = Blue  
G = Grey

Length	
XXX	Feet
001	1
003	3
005	5
007	7
010	10
015	15
025	25


**Wiring Map: 568B Standard**



**Example Parts Numbers**

P/N	Color	Length
BM-5UG001F	Grey	1'
BM-5UE010F	Blue	10'

For Part Numbers Not Shown Follow Part Number Key Format



THIRD ANGLE PROJECTION

DO NOT SCALE DRAWING  
DRAWING IS SUBJECT TO CHANGE WITHOUT NOTICE

DIMENSIONS: INCHES [METRIC]

UNLESS OTHERWISE SPECIFIED  
TOLERANCES ARE ±.005 [0.13]  
ANGLES ARE ± 1°

SHEET NO. 1 OF 1

206 Van Vorst Street  
Jersey City, NJ 07302  
+1 201 432 0463  
<http://www.belfuse.com>

TITLE: *Bel Patchcord Assembly, C5e U/UTP, 24 awg Component Compliant*

DRN BY: TLS	DATE 02/22/19
APPD BY: ET	DATE 02/22/19
DWG NO. CT999182	REV. A2

ASSEMBLY FORMAT REV. 6/3/05

B

B

A

A