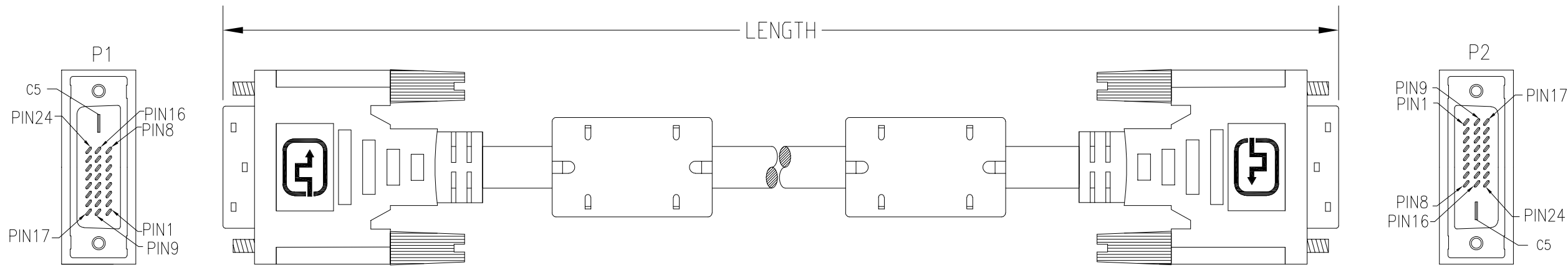
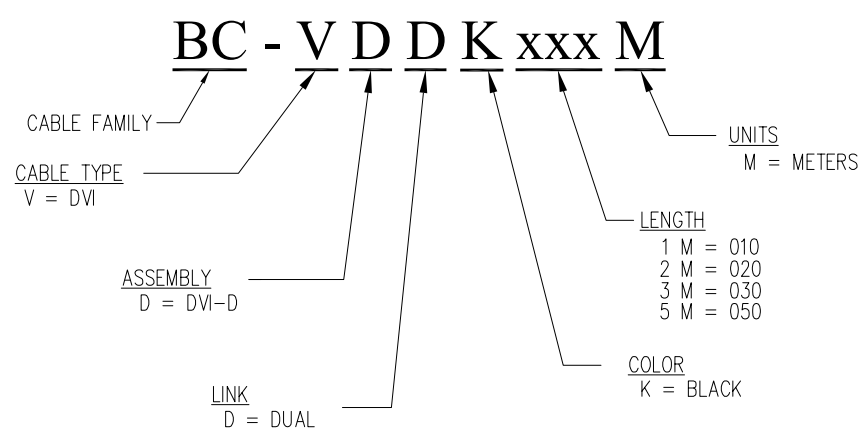


DATE	REV	ECN	APP'D. BY
11/06/19	A0	-	JME
12/04/19	A1	11483	ADB



PART NUMBER KEY

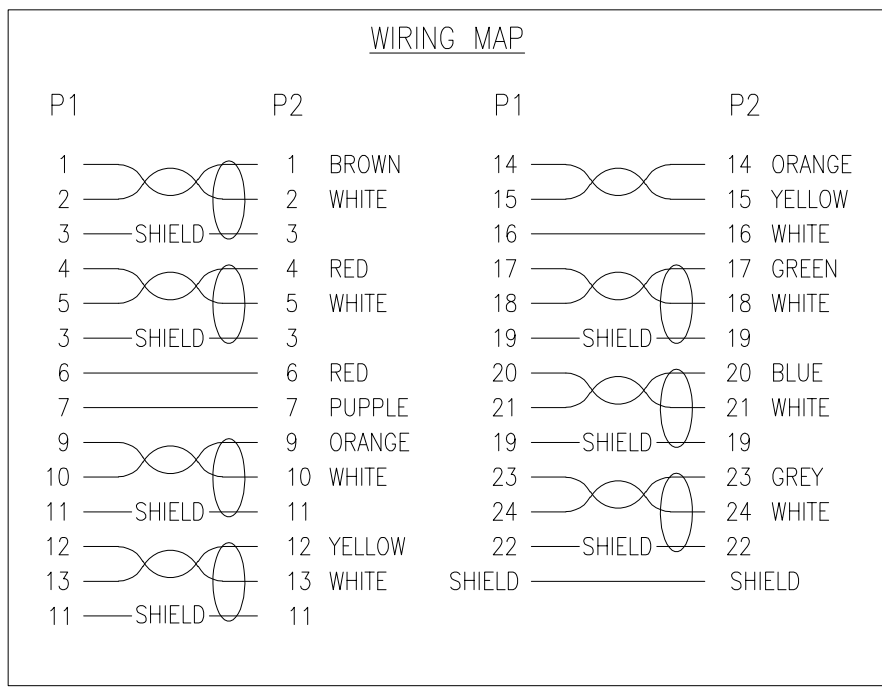


O/A Length Tolerance:

Metric	
0 ~ 200mm	±10mm
201 ~ 1000mm	±20mm
1001 ~ 1500mm	±25mm
1501 ~ 2100mm	±30mm
>2100mm	±40mm

Imperial	
0 ~ 1ft	±0.5in
2ft ~ 3ft	±0.75in
4ft ~ 7ft	±1.0in
> 7ft	±1.5in

WIRING MAP



TYPICAL PART NUMBERS	
PART NUMBER	LENGTH METERS [FEET]
BC-VDDK010M	1 [3.28]
BC-VDDK020M	2 [6.56]
BC-VDDK030M	3 [9.84]
BC-VDDK050M	5 [16.4]

FOR PART NUMBERS NOT SHOWN FOLLOW PART NUMBER KEY FORMAT



NOTES:

- EACH CABLE ASSEMBLY INDIVIDUALLY BAGGED
- CONNECTOR (P1): DVI 25 MALE, GOLD PLATING ON CONTACTS, GOLD CONNECTOR, BLACK INSULATOR
- CONNECTOR (P2): DVI 25 MALE, GOLD PLATING ON CONTACTS, GOLD CONNECTOR, BLACK INSULATOR
- WIRE CONSTRUCTION: UL20276; BLACK JACKET, OD 0.338" [8.6mm]
- FERRITE CORE: 0.7 x 1.12 x 0.41", MOLDED BLACK PVC

THIRD ANGLE PROJECTION		206 Van Vorst Street Jersey City, NJ 07302 +1 201 432 0463 http://www.belfuse.com	
DO NOT SCALE DRAWING DRAWING IS SUBJECT TO CHANGE WITHOUT NOTICE		TITLE: DVI-D DUAL LINK TO DVI-D DUAL LINK (24+1 TYP.) CABLE WITH FERRITE CORE	
DIMENSIONS: INCHES [METRIC]	THIS DRAWING AND THE SUBJECT MATTER SHOWN THEREON ARE CONFIDENTIAL AND THE PROPRIETARY PROPERTY OF BEL FUSE, INC. AND SHALL NOT BE REPRODUCED, COPIED, OR USED IN ANY MANNER WITHOUT PRIOR WRITTEN CONSENT OF BEL FUSE, INC.	DRN BY: BTS	DATE: 11/06/19
UNLESS OTHERWISE SPECIFIED TOLERANCES ARE ±.005 [0.13] ANGLES ARE ± 1°		APPD BY: JME	DATE: 11/06/19
SHEET NO. 1 OF 1		DWG NO. CT999211	REV. A1