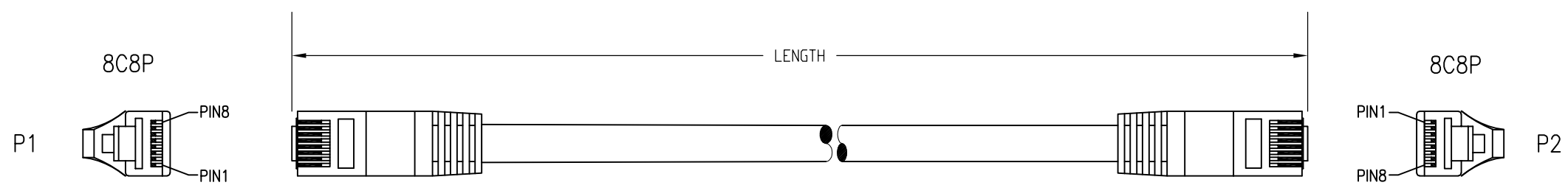


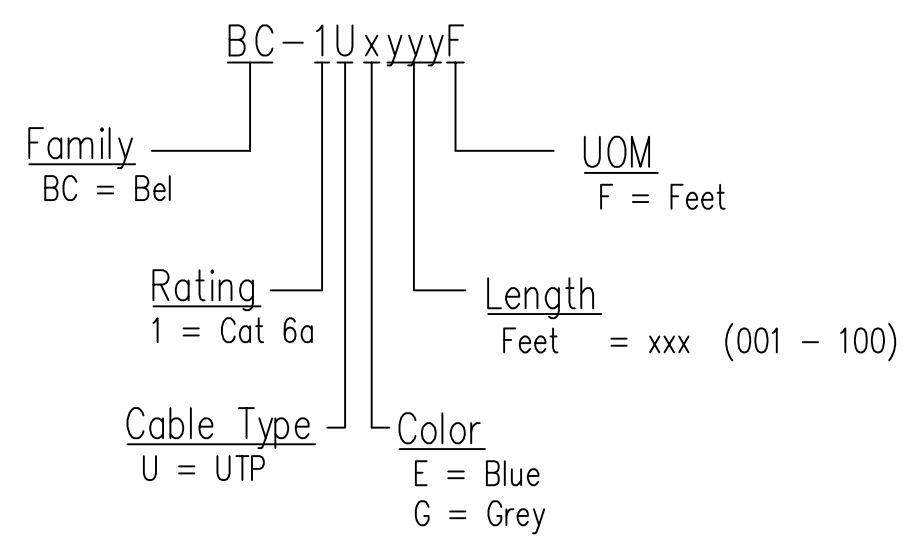
DATE	REV	ECN	APP'D. BY
05/07/21	A0	RELEASED	JME
05/14/21	A1	11751	BTS
-	-	-	-



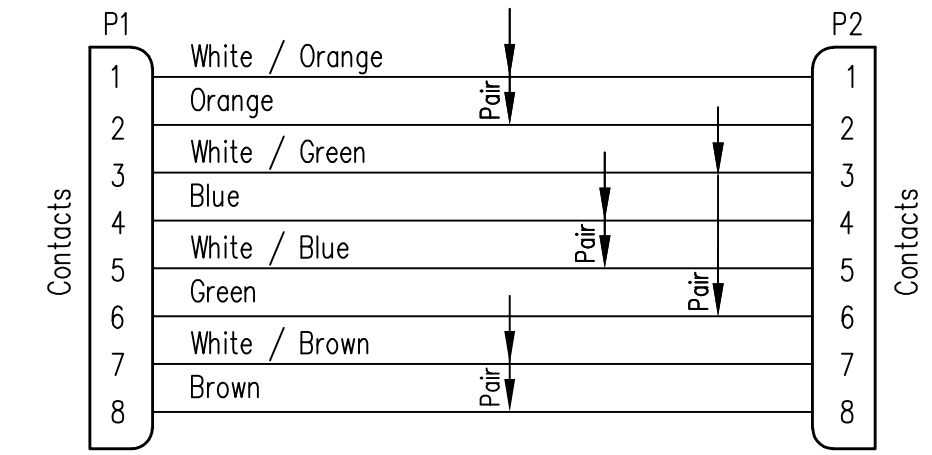
Notes:

- 1) Each cable assembly to be individually bagged.
- 2) 50μ" Gold plating on contacts
- 3) Cable Construction:
 - 24AWG stranded UTP CAT 6A cable
 - 6.9 MM outer diameter
 - Blue or gray jacket color
- 4) Overmolded Strain Relief
Color to match jacket color

P/N Key:




Wiring Map: 568B Standard



Part Numbers

P/N	Color	Length	P/N	Color	Length
BC-1UG001F	Grey	1'	BC-1UE001F	Blue	1'
BC-1UG002F	Grey	2'	BC-1UE002F	Blue	2'
BC-1UG003F	Grey	3'	BC-1UE003F	Blue	3'
BC-1UG005F	Grey	5'	BC-1UE005F	Blue	5'
BC-1UG006F	Grey	6'	BC-1UE006F	Blue	6'
BC-1UG007F	Grey	7'	BC-1UE007F	Blue	7'
BC-1UG010F	Grey	10'	BC-1UE010F	Blue	10'
BC-1UG015F	Grey	15'	BC-1UE015F	Blue	15'
BC-1UG020F	Grey	20'	BC-1UE020F	Blue	20'
BC-1UG025F	Grey	25'	BC-1UE025F	Blue	25'



THIRD ANGLE PROJECTION		206 Van Vorst Street Jersey City, NJ 07302 +1 201 432 0463 http://www.belfuse.com	
DO NOT SCALE DRAWING DRAWING IS SUBJECT TO CHANGE WITHOUT NOTICE		Bel Patchcord Assembly, Cat 6A U/UTP	
DIMENSIONS: INCHES [METRIC]	THIS DRAWING AND THE SUBJECT MATTER SHOWN THEREON ARE CONFIDENTIAL AND THE PROPRIETARY PROPERTY OF BEL FUSE, INC. AND SHALL NOT BE REPRODUCED, COPIED, OR USED IN ANY MANNER WITHOUT PRIOR WRITTEN CONSENT OF BEL FUSE, INC.	DRN BY: BTS	DATE: 05/07/21
UNLESS OTHERWISE SPECIFIED TOLERANCES ARE ±.005 [0.13] ANGLES ARE ± 1°		APPD BY: JME	DATE: 05/07/21
SHEET NO. 1 OF 1		DWG NO. CT999255	REV. A1