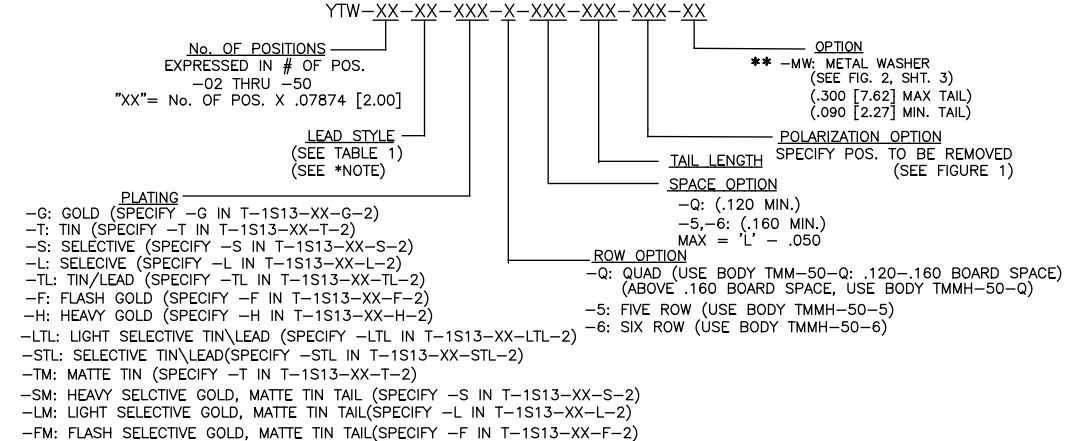


TABLE 1		OVERALL LENGTH	
		'L'	
LEAD STYLE	TERMINAL	INCHES	MILLIMETERS
-01	T-1S13-20-XXX-2	.3228	8.0 mm
-02	T-1S13-02-XXX-2	.3770	9.6 mm
-03	T-1S13-03-XXX-2	.5347	13.6 mm
-04	T-1S13-06-XXX-2	.5550	14.01 mm
-05	T-1S13-09-XXX-2	.5940	15.10 mm
-06	T-1S13-10-XXX-2	.6730	17.10 mm
-07	T-1S13-11-XXX-2	.7510	19.10 mm
-09	T-1S13-13-XXX-2	.4560	11.60 mm
-10	T-1S13-14-XXX-2	.6140	15.60 mm
-11	T-1S13-05-XXX-2	.3970	10.08 mm



**** - MW OPTION, DO NOT DESIGN IN. SAMTEC WILL ONLY SUPPORT EXISTING BUSINESS 2/11/02.**

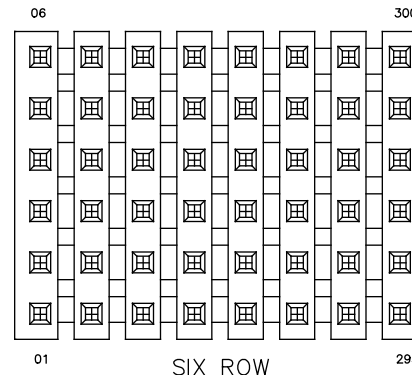
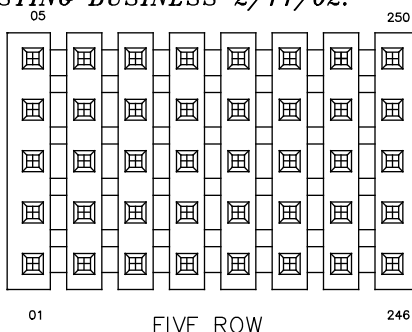
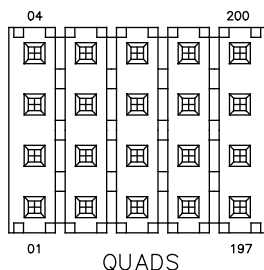


FIG. 1
SCALE: .75x
(SEE NOTE 6)

PACKAGING TUBE TABLE
(SEE NOTE 9)

LEAD STYLE	ROW	PACKAGING TUBE	PLUG
-01, -02, -11	Q	PT-1-24-02-70	TP-29
-03, -04	Q	PT-1-24-02-75	TP-07
-06, -07	Q	PT-1-24-01-67	TP-13
-05, -10	Q	PT-1-24-02-08	TP-13
-01, -02	6	PT-1-24-01-70	TP-29
-03, -04	6	PT-1-24-01-75	TP-13
-05, -06, -10	6	PT-1-24-01-91	TP-29
-07	6	PT-1-24-02-74	TP-13
-09, -11	6	PT-1-24-01-08	TP-13
-01, -02, -11	5	PT-1-24-01-70	TP-29
-03, -04, -05, -09, -10	5	PT-1-24-04-101	TP-29
-06, -07	5	PT-1-24-03-60	TP-29

NOTES:

- 1.) MAX ALLOWABLE BOW: .005 IN/IN AFTER ASSEMBLY.
- 2.) MAX PIN ROTATION IN BODY: 2°.
- 3.) PUSHOUT FORCE SHALL BE 1 lb. MIN.
- 4.) (⊗) REPRESENTS A CRITICAL DIMENSION.
- 5.) ON SELECTIVELY PLATED PARTS, GOLD AREA TO APPEAR ON POST.
- 6.) TOP VIEW (VIEW OF CONTACT AREA, OPPOSITE VIEW OF CUSTOMER SPECIFIED TAIL (SEE PAGE 2)).
- 7.) .020 MAX FLASH
- 8.) MUST USE CARBIDE BLADES.
- 9.) ONLY -MW OPTION TO BE TUBED.

MATERIAL:
TMM BODY:
LCP
COLOR: BLACK

TMMH BODY:
LCP
COLOR: BLACK

TERMINALS:
PHOSPHOR BRONZE



520 PARK EAST BLVD. NEW ALBANY, INDIANA 47150
PHONE (812) 944-6733 P.O. BOX 1147
CODE 55322

MADE BY: BRYANT 02/09/99

YTW-XX-XX-XXX-X-XXX-XXX-XXX-XX
SHEET 1 OF 3

* PROPRIETARY NOTE *

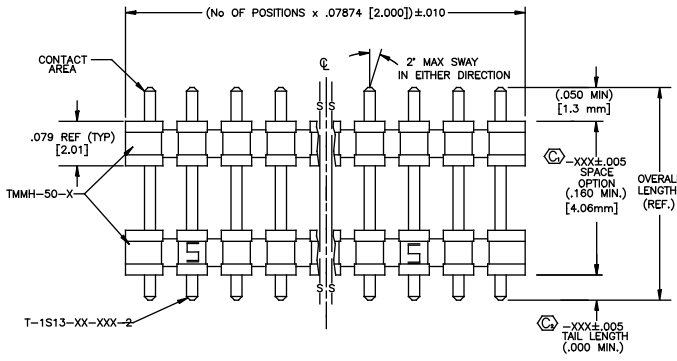
THIS DOCUMENT CONTAINS CONFIDENTIAL AND PROPRIETARY INFORMATION AND ALL DESIGN, MANUFACTURING, REPRODUCTION, USE, PATENT RIGHTS AND SALES RIGHTS ARE EXPRESSLY RESERVED BY SAMTEC, INC. THIS DOCUMENT SHALL NOT BE DISCLOSED, IN WHOLE OR PART, TO ANY UNAUTHORIZED PERSON OR ENTITY NOR REPRODUCED, TRANSMITTED OR INCORPORATED IN ANY OTHER PRODUCT IN ANY MANNER WITHOUT THE EXPRESS WRITTEN CONSENT OF SAMTEC, INC.

REV. L

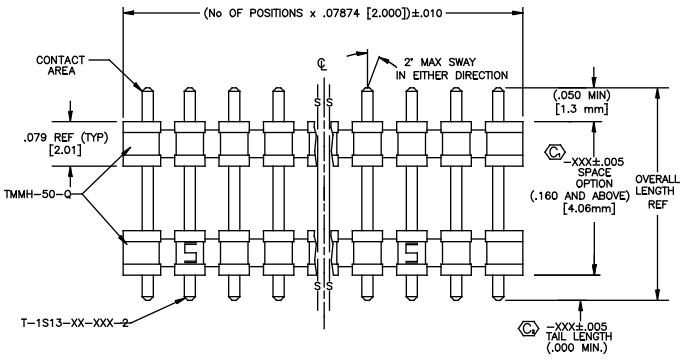
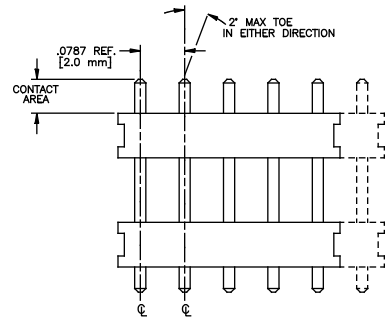
UNLESS OTHERWISE NOTED TOLERANCES ARE:
 DIMENSIONS ARE IN INCHES
 ONE PLACE DECIMALS ±.1[2.54mm] THREE PLACE DECIMALS ±.005[.13mm]
 TWO PLACE DECIMALS ±.01[.25mm] FOUR PLACE DECIMALS ±.002[.05mm]

TITLE: HIGH TEMP
 2mm
 TERMINAL STRIP
 (BOARD STACKING)

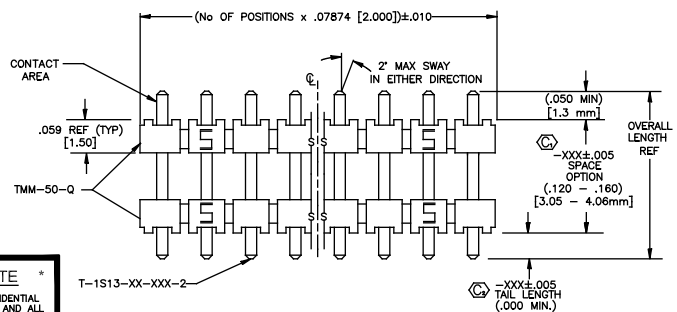
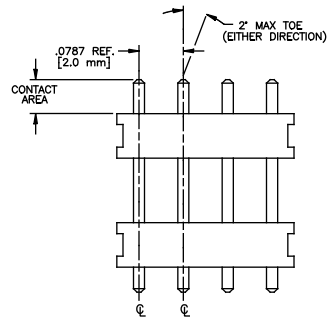
DWG NO: YTW-XX-XX-XXX-X-XXX-XXX-XX
 SHEET 2 OF 3



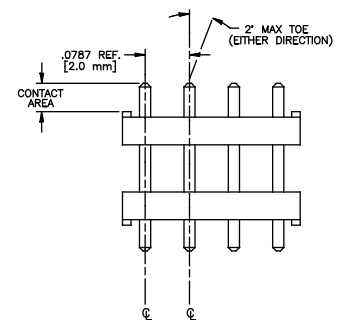
-5: FIVE ROW
 -6: SIX ROW



-Q: QUAD
 SPACE OPTION: .160 AND ABOVE



-Q: QUAD
 SPACE OPTION: .120-.160



PROPRIETARY NOTE
 THIS DOCUMENT CONTAINS CONFIDENTIAL AND PROPRIETARY INFORMATION AND ALL DESIGN, MANUFACTURING, REPRODUCTION, USE, PATENT RIGHTS AND SALES RIGHTS ARE EXPRESSLY RESERVED BY SAMTEC, INC. THIS DOCUMENT SHALL NOT BE DISCLOSED, IN WHOLE OR PART, TO ANY UNAUTHORIZED PERSON OR ENTITY NOR REPRODUCED, TRANSFERRED OR INCORPORATED IN ANY OTHER PROJECT IN ANY MANNER WITHOUT THE EXPRESS WRITTEN CONSENT OF SAMTEC, INC.

EXISPROD\ASSEMBLY\2MM
 YTWASM2

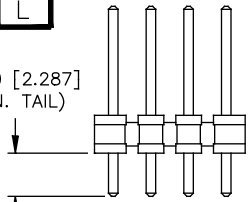
520 PARK EAST BLVD. NEW ALBANY, INDIANA 47150
 PHONE (812) 944-6733 P.O. BOX 1147
 CODE 55322

MADE BY: BRYANT 02/09/99

YTW-XX-XX-XXX-X-XXX-XXX-XX
 SHEET 2 OF 3

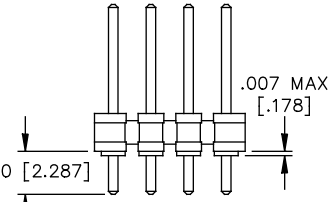
REV. L

.0900 [2.287]
(MIN. TAIL)



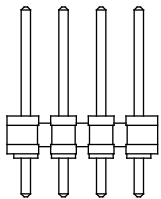
IN PROCESS 1

.0900 [2.287]
.007 MAX [.178]



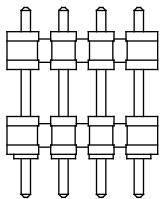
IN PROCESS 2

RE-PRESS TO
DESIRED TAIL (.300 MAX)



IN PROCESS 3

MOUNT
STACKER
BODY



IN PROCESS 4

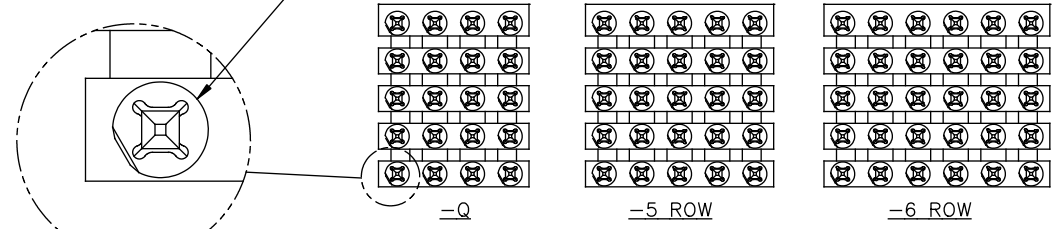
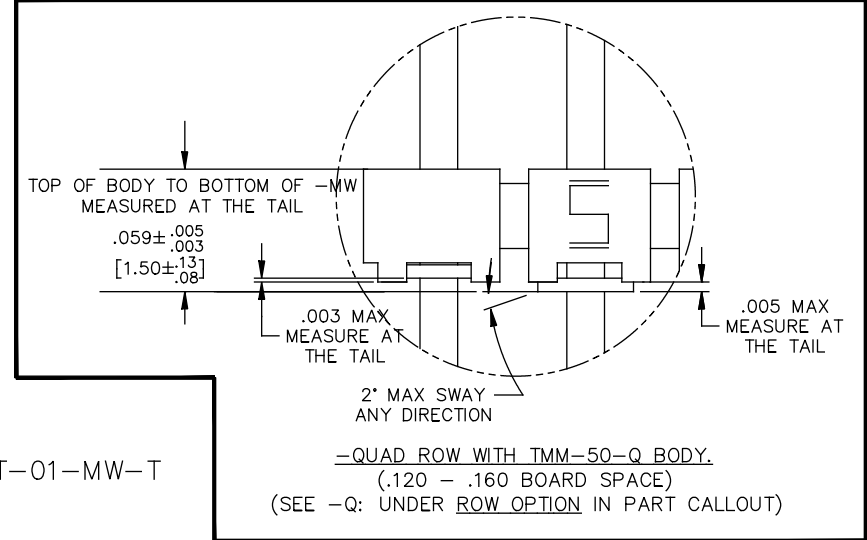
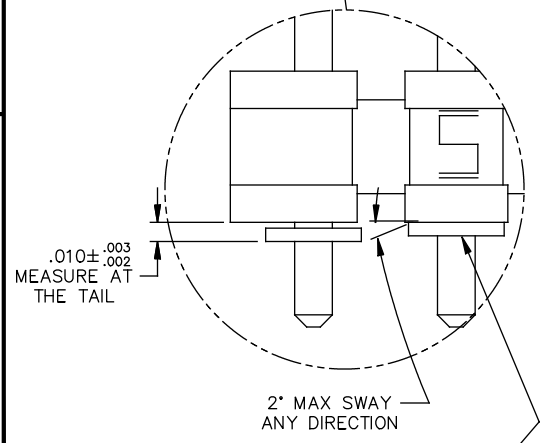
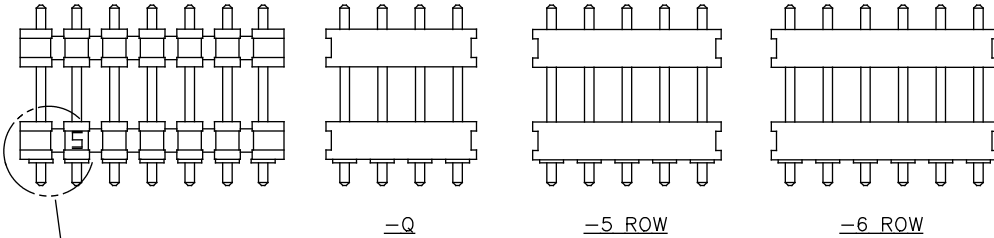
PROPRIETARY NOTE
THIS DOCUMENT CONTAINS CONFIDENTIAL AND PROPRIETARY INFORMATION AND ALL DESIGN, MANUFACTURING, REPRODUCTION, USE, PATENT RIGHTS AND SALES RIGHTS ARE EXPRESSLY RESERVED BY SAMTEC, INC. THIS DOCUMENT SHALL NOT BE DISCLOSED, IN WHOLE OR PART, TO ANY UNAUTHORIZED PERSON OR ENTITY NOR REPRODUCED, TRANSMITTED OR INCORPORATED IN ANY OTHER PRODUCT IN ANY MANNER WITHOUT THE EXPRESS WRITTEN CONSENT OF SAMTEC, INC.

UNLESS OTHERWISE NOTED
DIMENSIONS ARE IN INCHES
TOLERANCES ARE:
ONE PLACE DECIMALS ±.1[2.5] THREE PLACE DECIMALS ±.005 [.13]
TWO PLACE DECIMALS ±.01[.25] FOUR PLACE DECIMALS ±.0020[.05]
ANGLES ± 2°

TITLE: 2mm
TERMINAL STRIP
ASSEMBLY

DWG NO:
YTW-XX-XX-XXX-X-XXX-XXX-XXX-XX
SHEET 3 OF 3

FIG. 2
** -MW: METAL WASHER
(ONE PER POSITION)
(30 POS MAX)



** - MW OPTION, DO NOT DESIGN IN. SAMTEC WILL ONLY SUPPORT EXISTING BUSINESS 2/11/02.

samtec

EXISPROD\ASSEMBLY\2MM
YTWASM3
520 PARK EAST BLVD. NEW ALBANY, INDIANA 47150
PHONE (812) 944-6733 P.O. BOX 1147
CODE 55322

MADE BY:
BRYANT 02/09/99

YTW-XX-XX-XXX-X-XXX-XXX-XXX-XX
SHEET 3 OF 3

PLOT SCALE 1=-2