

(0.635 mm) .025"

MEC6-DV SERIES

VERTICAL MICRO EDGE CARD SOCKET

SPECIFICATIONS

For complete specifications and recommended PCB layouts see www.samtec.com?MEC6-DV

Insulator Material:

Black LCP

Contact Material:

Phosphor Bronze

Plating:

Au or Sn over

50 μm (1.27 μm) Ni

Operating Temp Range:

-55 °C to +125 °C

Insertion Depth:

(4.22 mm) .166" to

(5.66 mm) .223"

Current Rating:

2.4 A per pin

(2 pins powered)

Voltage Rating:

210 VAC

RoHS Compliant:

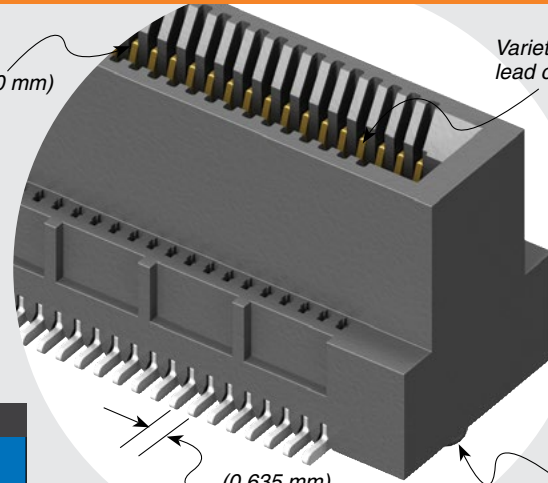
Yes

Mates with:

(1.60 mm) .062" thick card

Mates with (1.60 mm) .062" thick card

Variety of lead counts



Alignment pin

(0.635 mm) .025" pitch

HIGH-SPEED CHANNEL PERFORMANCE

MEC6-DV

Rating based on Samtec reference channel. For full SI performance data visit Samtec.com or contact SIG@samtec.com

14 Gbps

PROCESSING

Lead-Free Solderable:

Yes

SMT Lead Coplanarity:

(0.10 mm) .004" max (10-50)

(0.15 mm) .006" max (60-70)

RECOGNITIONS

For complete scope of recognitions see www.samtec.com/quality



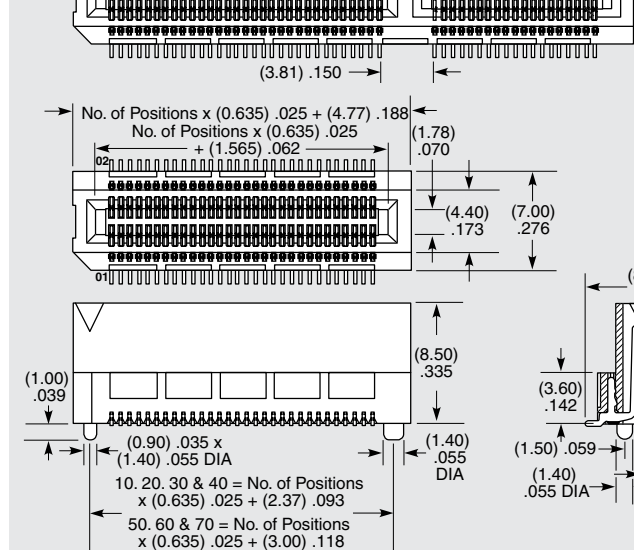
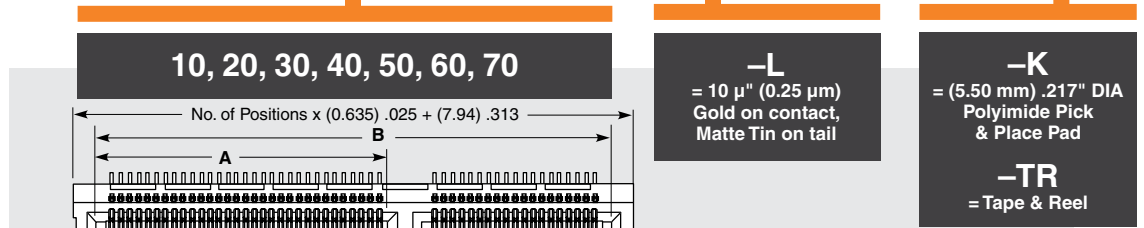
ALSO AVAILABLE (MOQ Required)

- Locking Clip (Manual placement required)
- Other platings Contact Samtec.

Notes:

While optimized for 50 Ω applications, this connector with alternative signal/ground patterns may also perform well in certain 75 Ω applications. Contact Samtec for further information.

Some sizes, styles and options are non-standard, non-returnable.



POSITIONS PER ROW	A	B
50	(21.06) .829	(36.49) 1.437
60	(24.87) .979	(42.84) 1.687
70	(28.68) 1.129	(49.19) 1.937

Due to technical progress, all designs, specifications and components are subject to change without notice.

WWW.SAMTEC.COM

All parts within this catalog are built to Samtec's specifications. Customer specific requirements must be approved by Samtec and identified in a Samtec customer-specific drawing to apply.