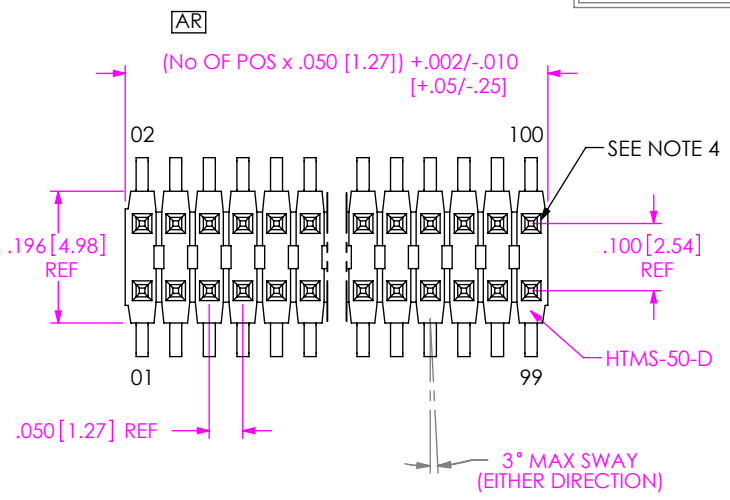


DO NOT SCALE FROM THIS PRINT



No OF POSITIONS  
-02 THRU -50  
(PER ROW)

LEAD STYLE  
SEE TABLE 1

AR

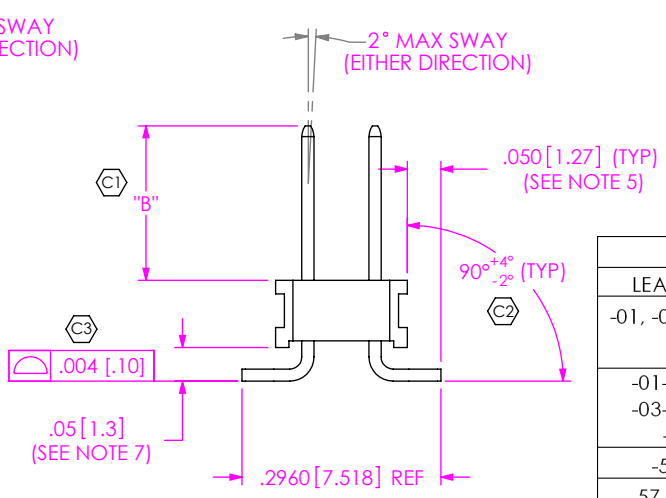
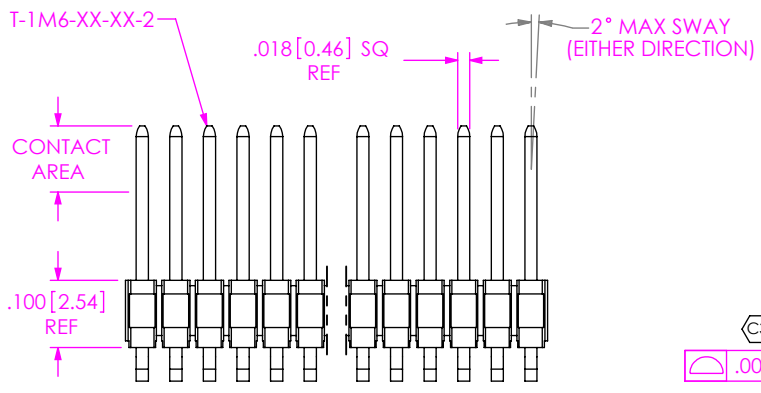
PLATING SPECIFICATION  
 -G: 10µ" GOLD IN CONTACT AREA, 3µ" GOLD ON TAIL  
 -T: MATTE TIN CONTACT AND TAIL (LEAD STYLES -01, -02, -03, -51, -52 ONLY)  
 -S: 30µ" SELECTIVE GOLD IN CONTACT AREA, MATTE TIN ON TAIL  
 -F: 3µ" FLASH SELECTIVE GOLD IN CONTACT AREA, MATTE TIN ON TAIL (LEAD STYLE -01 ONLY)  
 -SM: 30µ" SELECTIVE GOLD IN CONTACT AREA, MATTE TIN ON TAIL  
 -TM: MATTE TIN CONTACT AND TAIL (LEAD STYLES -01, -02, -03, -51, -52 ONLY)  
 -FM: 3µ" FLASH SELECTIVE GOLD IN CONTACT AREA, MATTE TIN ON TAIL  
 -H: 30µ" HEAVY GOLD IN CONTACT AREA, 3µ" GOLD ON TAIL  
 -L: 10µ" LIGHT SELECTIVE GOLD IN CONTACT AREA, MATTE TIN ON TAIL

OPTION  
 -XX: POLARIZING SPECIFICATION  
 XX INDICATES POS TO BE OMMITED (SEE FIG 2, SHT 2)  
 SAMTEC DISCRETION ON WHICH -A PIN USED.  
 -LC: STAKED LOCKING CLIP (USE LC-05-TM) (SEE FIG 4, SHT 2 & NOTE 10)  
 -TR: TAPE AND REEL PACKAGING

OPTION  
 -P: PICK & PLACE PAD (USE PPP-22) (SEE FIG 3, SHT 2) [5 POS MIN]

BODY SPECIFICATION  
 -D: DOUBLE (USE HTMS-50-D)

LEAD STYLE	TERMINAL SPEC.	"B"
-01	T-1M6-13-X-2	.230 [5.84]
-02	T-1M6-04-X-2	.100 [2.54]
-03	T-1M6-04-X-2	.125 [3.18]
-51	T-1M6-13-X-2	.190 [4.83]
-52	T-1M6-13-X-2	.205 [5.21]
-53	T-1M6-05-X-2	.285 [7.24]
-54	T-1M6-15-X-2	.335 [8.51]
-55	T-1M6-16-X-2	.390 [9.91]
-56	T-1M6-16-X-2	.405 [10.29]
-57	T-1M6-16-X-2	.430 [10.92]



LEAD STYLE	PACKAGING TUBE	PLUG
-01, -02, -03, -51 -52	PT-1-24-02-44 (SEE NOTE 8)	TP-03
-01-P, -02-P -03-P, -51-P -52-P	PT-1-24-02-44 (SEE NOTE 9)	TP-03
-53, -54	PT-1-24-01-29 (SEE NOTE 8)	TP-03
-57, -56, -57	PT-1-24-09-29 (SEE NOTE 8)	TP-03
-53-P	PT-1-24-03-44 (SEE NOTE 9)	TP-03
-54-P, -55-P -56-P, -57-P	PT-1-24-05-44 (SEE NOTE 9)	TP-03

AR

NOTES:

1. Ⓢ REPRESENTS A CRITICAL DIMENSION.
2. MAXIMUM CUT FLASH: .010[.25].
3. MINIMUM PUSHOUT FORCE: 2 LB.
4. MAXIMUM PIN ROTATION IN BODY: 2°.
5. SHEAR TAILS TO DIMENSION SHOWN.
6. MAXIMUM BURR ALLOWANCE: .003[.08]
7. MEASURED AT BEND RADIUS.
8. TUBE POSITIONS -05 AND GREATER; LAYER PACKAGE POSITIONS -02 THRU -04.
9. -P OPTION: TUBE POSITIONS -07 THRU -50; ALL OTHERS, TAPE & REEL ONLY.
10. DUE TO HIGH AMOUNT OF INSERTION FORCE NEEDED, THE -LC OPTION IS NOT COMPATIBLE WITH AUTO PLACEMENT. SAMTEC RECOMMENDS MANUAL PLACEMENT FOR ALL ASSEMBLIES WITH THE -LC OPTION.

FIG 1  
FTR-1XX-XX-D SHOWN

UNLESS OTHERWISE SPECIFIED, DIMENSIONS ARE IN INCHES.  
 TOLERANCES ARE:  
 DECIMALS ANGLES  
 .X: ±.1 [2.5]  
 .XX: ±.01 [.3] 2°  
 .XXX: ±.005 [.13]  
 .XXXX: ±.0020 [.051]

PROPRIETARY NOTE  
 THIS DOCUMENT CONTAINS INFORMATION CONFIDENTIAL AND PROPRIETARY TO SAMTEC, INC. AND SHALL NOT BE REPRODUCED OR TRANSFERRED TO OTHER DOCUMENTS OR DISCLOSED TO OTHERS OR USED FOR ANY PURPOSE OTHER THAN THAT WHICH IT WAS OBTAINED WITHOUT THE EXPRESSED WRITTEN CONSENT OF SAMTEC, INC.



MATERIAL: DO NOT SCALE DRAWING SHEET SCALE: 2:1  
 INSULATOR: LCP, UL 94 VO, COLOR: BLACK  
 TERMINAL: PHOS BRONZE

DESCRIPTION:  
 HI-TEMP TERMINAL MICRO-STRIP (DOUBLE ROW)

DWG. NO.  
 FTR-1XX-XX-XX-D-X-XX

AR

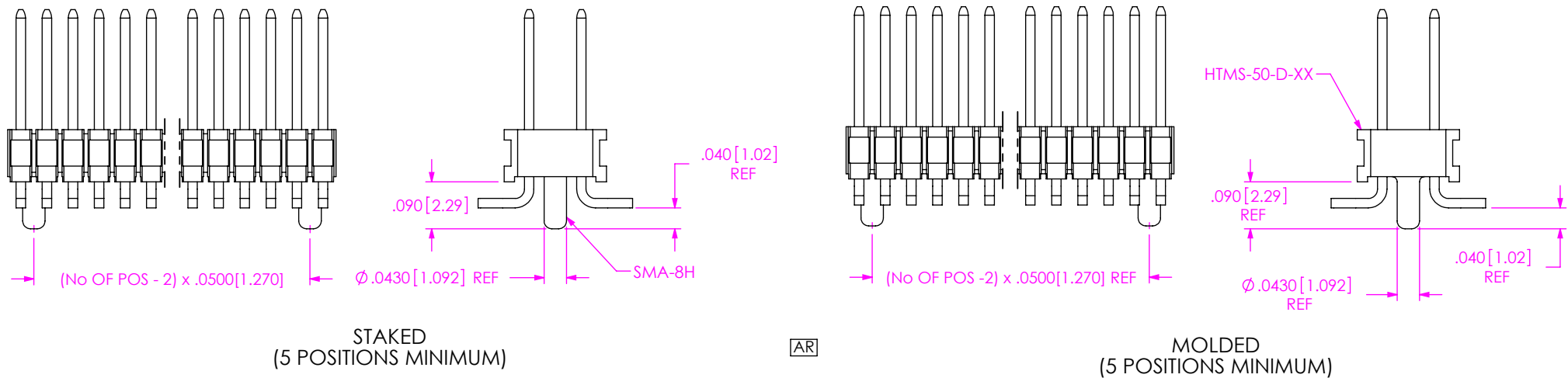


FIG 2  
-A OPTION: ALIGNMENT PIN  
(DIFFERENT AS SHOWN, OTHERWISE SEE FIG 1)

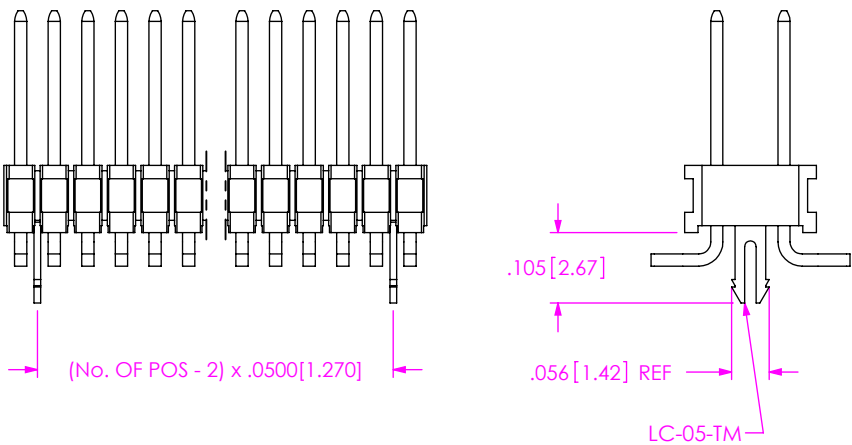


FIG 4  
-LC OPTION: STAKED LOCKING CLIP  
(6 POSITIONS MINIMUM)  
(DIFFERENT AS SHOWN, OTHERWISE SEE FIG 1)

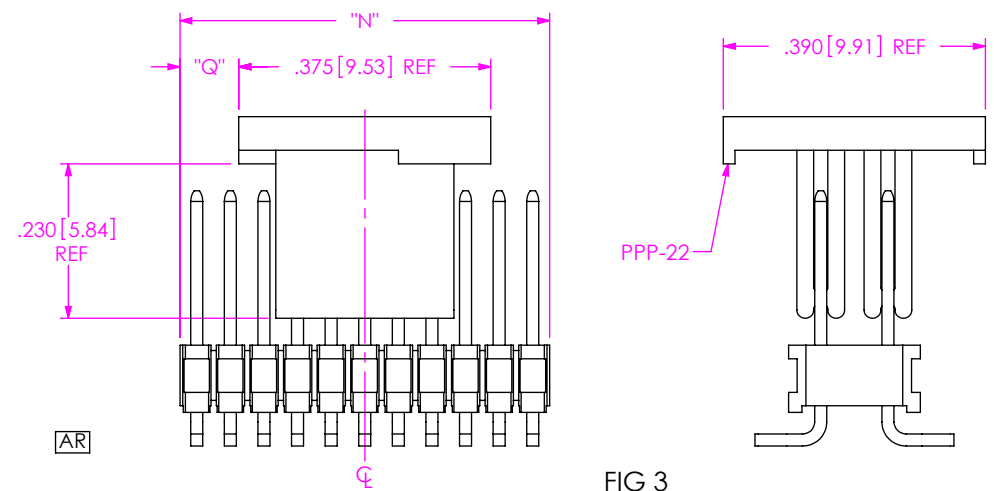


FIG 3  
-P PICK & PLACE  
(5 POSITIONS MINIMUM, SEE NOTE 9)

"N" = USE MEASURED DIM  
"Q" = {("N" - .375) / 2} ± .020

PROPRIETARY NOTE  
THIS DOCUMENT CONTAINS INFORMATION  
CONFIDENTIAL AND PROPRIETARY TO  
SAMTEC, INC. AND SHALL NOT BE REPRODUCED  
OR TRANSFERRED TO OTHER DOCUMENTS OR  
DISCLOSED TO OTHERS OR USED FOR ANY  
PURPOSE OTHER THAN THAT WHICH IT WAS  
OBTAINED WITHOUT THE EXPRESSED WRITTEN  
CONSENT OF SAMTEC, INC.

DO NOT SCALE DRAWING

SHEET SCALE: 2:1

**samtec**

520 PARK EAST BLVD, NEW ALBANY, IN 47150  
PHONE: 812-944-6733 FAX: 812-948-5047  
e-Mail: info@SAMTEC.com code 55322

DESCRIPTION:  
HI-TEMP TERMINAL MICRO-STRIP (DOUBLE ROW)

DWG. NO. **FTR-1XX-XX-XX-D-X-XX**

BY: BRATCHER 02/09/1995 SHEET 2 OF 2