




(1,27 mm) .050"

DWM-20-58-G-S-427

HDWM-24-59-L-S-300-SM



HDWM-08-56-L-D-312-SM



DWM-06-54-G-D-360

DWM, HDWM SERIES

# MICRO BOARD STACKER

## SPECIFICATIONS

For complete specifications see [www.samtec.com?DWM](http://www.samtec.com?DWM) or [www.samtec.com?HDWM](http://www.samtec.com?HDWM)

**Insulator Material:**

LCP

**Terminal Material:**

Phosphor Bronze

**Plating:**

Au or Sn over 50µ" (1,27 µm) Ni

**Operating Temp Range:**

-55°C to +105°C with Tin

-55°C to +125°C with Gold

**RoHS Compliant:**

Yes

**Processing:**

Lead-Free Solderable:

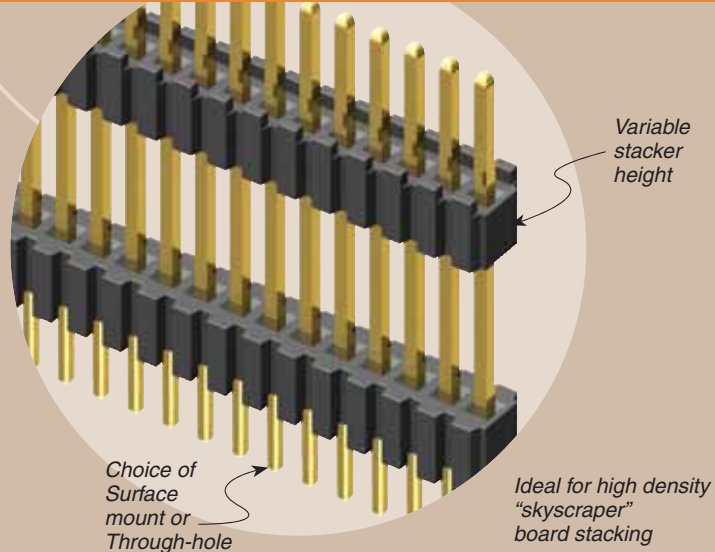
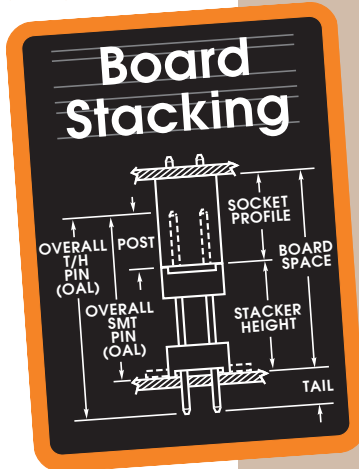
Yes

**SMT Lead Coplanarity:**

(0,15 mm) .006" max

**Mates with:**

SMS, SLM, RSM



Variable stacker height

Choice of Surface mount or Through-hole

Ideal for high density "skyscraper" board stacking

## RECOGNITIONS

For complete scope of recognitions see [www.samtec.com/quality](http://www.samtec.com/quality)



TYPE STRIP	NO. PINS PER ROW	LEAD STYLE	PLATING OPTION	ROW OPTION	STACKER HEIGHT	OTHER OPTION
	01 thru 50	Specify LEAD STYLE from chart	-L = 10µ" (0,25 µm) Gold contact, Matte Tin on tail -G = 10µ" (0,25 µm) Gold on post, Gold flash on tail	-S = Single Row -D = Double Row	- "XXX" = Stacker Height Example: -250 = (6,35 mm) .250"	- "XXX" = Polarized Position (Specify position of omitted pin) - SM = Surface Mount (Requires HDWM. 02 thru 40 positions only.) - A = Alignment Pin (Requires HDWM. 6 positions min -D only.) Metal or plastic at Samtec discretion (N/A with -LC) - LC = Locking Clip (Requires HDWM. (5 positions min. -D only) (N/A with -A) (Manual placement required) - P = Pick & Place Pad (Requires HDWM)

DWM = Standard Board Spacer

HDWM = High Temp Board Spacer

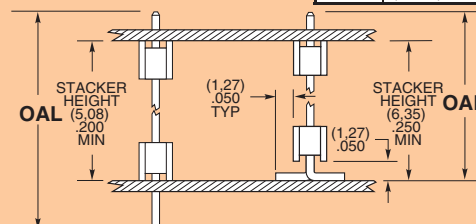
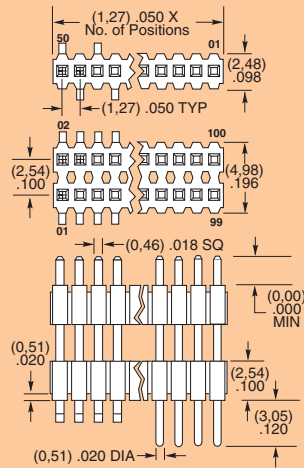
LEAD STYLE	OAL	
	THROUGH-HOLE	SURFACE MOUNT
-01	(11,43) .450	(8,38) .330
-51	(10,41) .410	—
-52	(10,80) .425	—
-53	(12,83) .505	(9,78) .385
-54	(14,10) .555	(11,05) .435
-55	(15,49) .610	(12,45) .490
-56	(15,88) .625	(12,83) .505
-57	(16,51) .650	(13,46) .530
-58	(17,91) .705	(14,86) .585
-59	(19,18) .755	(15,62) .615
-60	(20,96) .825	—
-61	(26,67) 1.050	—

## ALSO AVAILABLE (MOQ Required)

- Other platings
- Contact Samtec.

**Note:** For added mechanical stability, Samtec recommends mechanical board spacers be used in applications with gold or selective gold plated connectors. Contact [ipg@samtec.com](mailto:ipg@samtec.com) for more information.

**Note:** This Series is non-standard, non-returnable.



Due to technical progress, all designs, specifications and components are subject to change without notice.

[WWW.SAMTEC.COM](http://WWW.SAMTEC.COM)