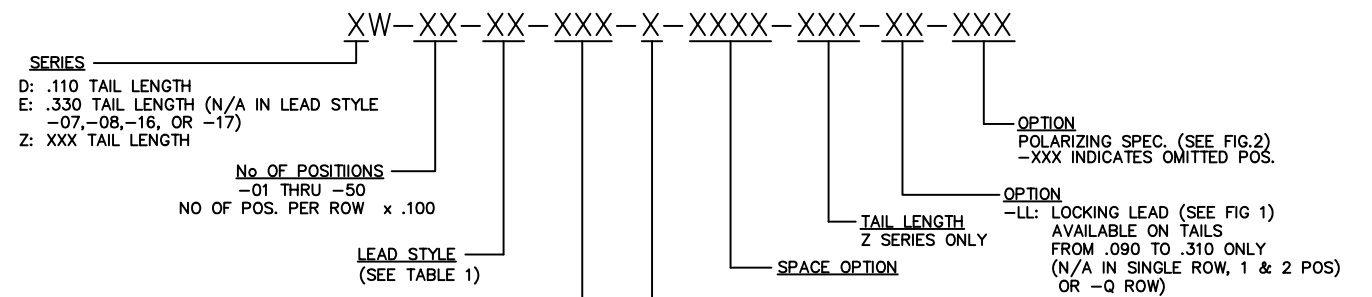
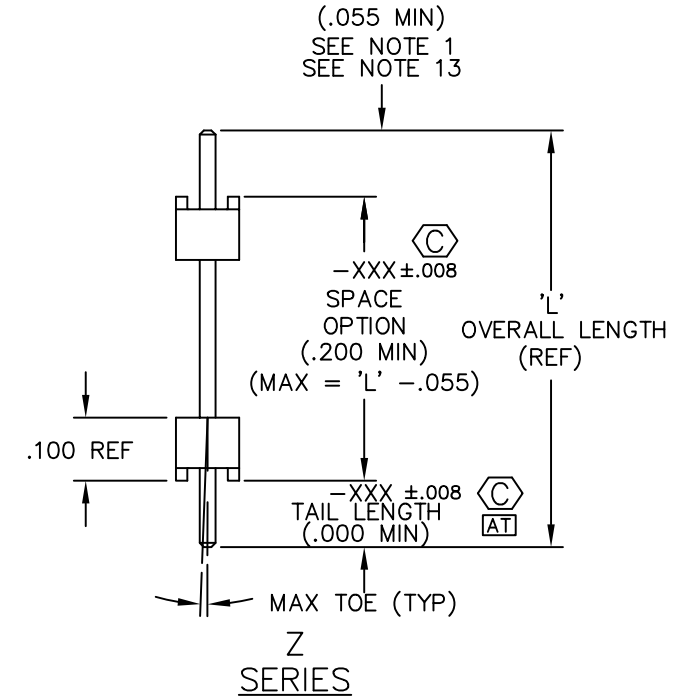
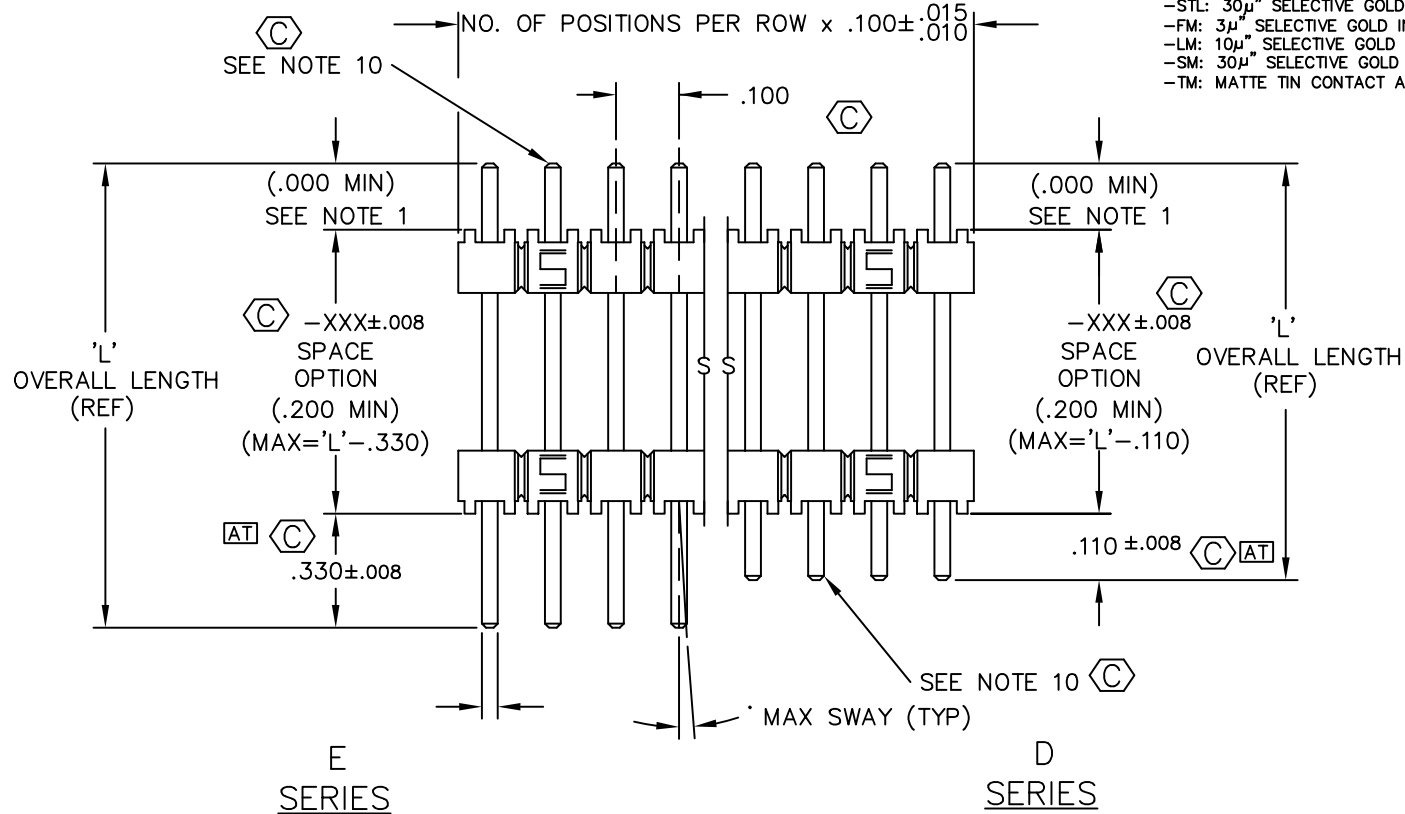


UNLESS OTHERWISE NOTED
 DIMENSIONS ARE IN INCHES
 TOLERANCES ARE:
 ONE PLACE DECIMALS ±.1
 TWO PLACE DECIMALS ±.01
 THREE PLACE DECIMALS ±.005
 FOUR PLACE DECIMALS ±.0020
 ANGLES
 ± 2°

LEAD STYLE		TERMINAL	'L' OVERALL LENGTH (REF)
SERIES D&Z	SERIES E		
07	N/A	T-1S6-07-XXX-2	.430
08	N/A	T-1S6-08-XXX-2	.530
09		T-1S6-09-XXX-2	.730
10	10	T-1S6-10-XXX-2	.830
11	11	T-1S6-11-XXX-2	.930
12	12	T-1S6-12-XXX-2	1.030
13	13	T-1S6-13-XXX-2	1.230
14	14	T-1S6-14-XXX-2	1.430
15	15	T-1S6-15-XXX-2	.630
16	N/A	T-1S6-16-XXX-2	.445
17	N/A	T-1S6-17-XXX-2	.480
19	19	T-1S6-19-XXX-2	1.330
20	20	T-1S6-20-XXX-2	1.130



PLATING SPECIFICATION
 -G: 10µ" GOLD IN CONTACT AREA, 3µ" GOLD ON TAIL
 -T: MATTE TIN CONTACT AND TAIL
 -S: 30µ" SELECTIVE GOLD IN CONTACT AREA, MATTE TIN ON TAIL
 -H: 30µ" GOLD IN CONTACT AREA, 3µ" GOLD ON TAIL
 -L: 10µ" SELECTIVE GOLD IN CONTACT AREA, MATTE TIN ON TAIL
 -F: 3µ" SELECTIVE GOLD IN CONTACT AREA, MATTE TIN ON TAIL
 -E: 50µ" GOLD IN CONTACT AREA, 3µ" GOLD ON TAIL (STYLE -13 ONLY)
 -STL: 30µ" SELECTIVE GOLD IN CONTACT AREA, TIN/LEAD (90/10 +/-5%) TAIL
 -FM: 3µ" SELECTIVE GOLD IN CONTACT AREA, MATTE TIN ON TAIL
 -LM: 10µ" SELECTIVE GOLD IN CONTACT AREA, MATTE TIN ON TAIL
 -SM: 30µ" SELECTIVE GOLD IN CONTACT AREA, MATTE TIN ON TAIL
 -TM: MATTE TIN CONTACT AND TAIL



- NOTES:
- HEIGHT VARIATION BETWEEN ANY TWO PINS AND ROW SHALL BE .010 MAX.
 - ~~2. S PLATING: PLATED AREA WILL BE ON THE LONGER TAIL.~~
 - ~~3. G PLATING: HEAVY GOLD ON LONGER TAIL~~
 - ~~4. L PLATING: GOLD ON LONGER TAIL~~
 - ~~5. H PLATING: HEAVY GOLD ON LONGER TAIL~~
 - ~~6. F PLATING: FLASH SELECTIVE GOLD ON LONGER TAIL~~
 - ~~7. P PLATING: GOLD FLASHED PALLADIUM NICKEL ON LONGER TAIL~~
 - ~~8. E PLATING: EXTRA HEAVY GOLD ON LONGER TAIL~~
 - (C) REPRESENTS A CRITICAL DIMENSION.
 - F, -S, -L, -P GOLD TO BE ON LONGER TAIL.
-G, -H, -E, HEAVY GOLD TO BE ON LONGER TAIL.
 - CRIMPED TAILS OF .090 TO BE TOLERANCED +.008/-.000.
 - TSW-50-D TO BE USED IF RTSW-50-D IS NOT AVAILABLE
 - .000 MIN IF TAIL LENGTH IS GREATER THAN OR EQUAL TO .055.
 - TERMINAL PUSHOUT FORCE: 3 LBS. MIN.
 - MAXIMUM CUT FLASH: .010[.25]

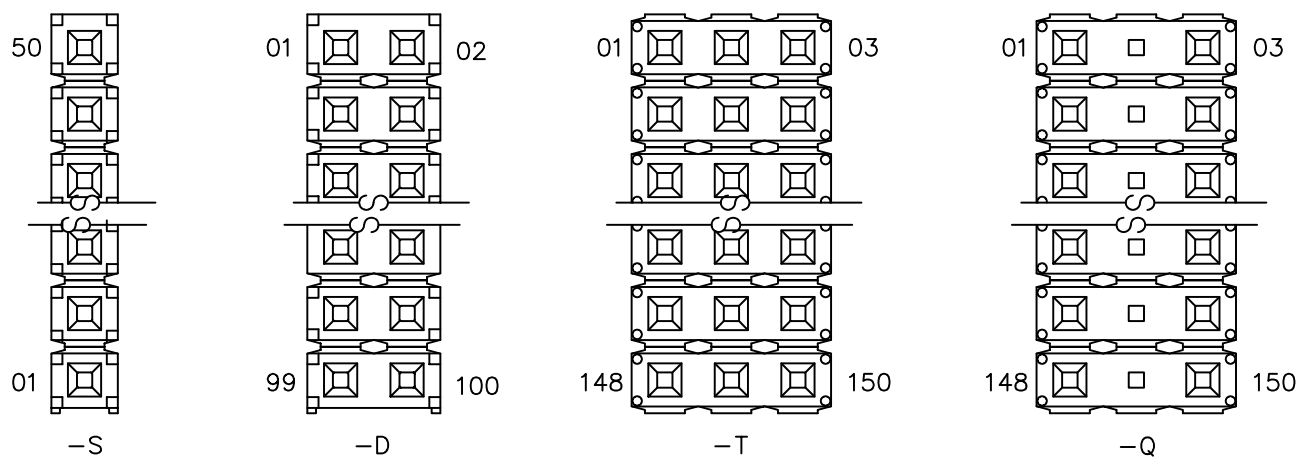


FIGURE 2
 NUMBER POSITIONS WITH .330, .110, OR ZW TAIL DOWN

PROPRIETARY NOTE
 THIS DOCUMENT CONTAINS INFORMATION CONFIDENTIAL AND PROPRIETARY TO SAMTEC INC. AND SHALL NOT BE REPRODUCED OR TRANSFERRED TO OTHER DOCUMENTS OR DISCLOSED TO OTHERS OR USED FOR ANY PURPOSE OTHER THAN THAT FOR WHICH IT WAS OBTAINED WITHOUT THE EXPRESSED WRITTEN CONSENT OF SAMTEC INC.

MATERIAL:
 BODIES:
 PBT, UL 94 VO
 GLASS FILLED POLYESTER
 COLOR: BLACK
 TERMINALS:
 PHOSPHOR BRONZE, ALLOY
 NO. 510, 3/4 HARD,
 TENSILE RANGE 95-105 KSI

EXISPROD\ASSEMBLY\100
samtec
 520 PARK EAST BLVD. NEW ALBANY, INDIANA 47150
 PHONE (812) 944-6733 P.O. BOX 1147
 CODE 55322

MADE BY: WILLIAMS 8-13-84
 XW-XX-XX-XXX-X-XXXX-XXX-XX-XXX
 SHEET 1 OF 2

This document was created with Win2PDF available at <http://www.daneprairie.com>.
The unregistered version of Win2PDF is for evaluation or non-commercial use only.