













Pushbutton Units and Indicator Lights

SIRIUS 3SB3, ○□ Round and Square Design

Accessories and spare parts

Selection and ordering data











Version	Color	Order No.	List Price \$ 1 unit	Packs Unit	
	Button, flat for round illuminated pushbuttons, plastic	red	3SB39 30-0CA2	1.50	10
		yellow	3SB39 30-0CA3	1.50	
		green	3SB39 30-0CA4	1.50	
		blue	3SB39 30-0CA5	1.50	
		white	3SB39 30-0CA6	1.50	
		clear	3SB39 30-0CA7	1.50	
		clear	3SB39 30-0CA7	1.50	
	Button, flat for square illuminated pushbuttons, plastic	red	3SB39 50-0CA2	1.50	10
		yellow	3SB39 50-0CA3	1.50	
		green	3SB39 50-0CA4	1.50	
		blue	3SB39 50-0CA5	1.50	
		white	3SB39 50-0CA6	1.50	
		clear	3SB39 50-0CA7	1.50	
		clear	3SB39 50-0CA7	1.50	
	Button, flat for round pushbuttons, metal	black	3SB39 30-0EA1	1.50	10
		red	3SB39 30-0EA2	1.50	
		yellow	3SB39 30-0EA3	1.50	
		green	3SB39 30-0EA4	1.50	
		blue	3SB39 30-0EA5	1.50	
		white	3SB39 30-0EA6	1.50	
		clear	3SB39 30-0EA7	1.50	
	Button, extended for round pushbuttons, metal	black	3SB39 30-0FA1	1.50	10
		red	3SB39 30-0FA2	1.50	
		yellow	3SB39 30-0FA3	1.50	
		green	3SB39 30-0FA4	1.50	
		blue	3SB39 30-0FA5	1.50	
		white	3SB39 30-0FA6	1.50	
		clear	3SB39 30-0FA7	1.50	
	Button, flat for round illuminated pushbuttons, metal	red	3SB39 30-0GA2	1.50	10
		yellow	3SB39 30-0GA3	1.50	
		green	3SB39 30-0GA4	1.50	
		blue	3SB39 30-0GA5	1.50	
		white	3SB39 30-0GA6	1.50	
		clear	3SB39 30-0GA7	1.50	
		amber	3SB39 30-0GA0	1.50	
	Button, extended for round illuminated pushbuttons, metal	red	3SB39 30-0HA2	1.50	10
		yellow	3SB39 30-0HA3	1.50	
		green	3SB39 30-0HA4	1.50	
		blue	3SB39 30-0HA5	1.50	
		white	3SB39 30-0HA6	1.50	
		clear	3SB39 30-0HA7	1.50	
		clear	3SB39 30-0HA7	1.50	
	Lenses, smooth for round indicator lights, plastic or metal	red	3SB39 30-6BA2	1.50	10
		yellow	3SB39 30-6BA3	1.50	
		green	3SB39 30-6BA4	1.50	
		blue	3SB39 30-6BA5	1.50	
		white	3SB39 30-6BA6	1.50	
		clear	3SB39 30-6BA7	1.50	
		amber	3SB39 30-6BA0	1.50	
	Lenses, concentric rings for round indicator lights, plastic or metal	red	3SB39 30-6CA2	1.50	10
		yellow	3SB39 30-6CA3	1.50	
		green	3SB39 30-6CA4	1.50	
		blue	3SB39 30-6CA5	1.50	
		white	3SB39 30-6CA6	1.50	
		clear	3SB39 30-6CA7	1.50	
		amber	3SB39 30-6CA0	1.50	
	Lenses for square illuminated pushbuttons, plastic	red	3SB39 50-6AA2	3.00	10
		yellow	3SB39 50-6AA3	3.00	
		green	3SB39 50-6AA4	3.00	
		blue	3SB39 50-6AA5	3.00	
		white	3SB39 50-6AA6	3.00	
		clear	3SB39 50-6AA7	3.00	
		clear	3SB39 50-6AA7	3.00	
Mounting tool for pushbuttons and lenses, metal		3SB39 21-0BC	9.60	1	
	Gear Holder for round design, plastic	3SB39 31-0AA	2.60	10	
		3SB39 51-0AA	2.60	10	
		3SB39 31-0AC	2.60	10	
	Gear Holder for square design, plastic	3SB39 31-0AA	2.60	10	
		3SB39 51-0AA	2.60	10	
	Gear Holder for round design, metal	3SB39 31-0AA	2.60	10	
		3SB39 51-0AA	2.60	10	
Earthing screw for holder, metal		3SB39 21-0BD	32.00	1 pkg.	
Bolt for enclosure ring nut wrench		3SB39 31-0AB	3.20	1	
		3SX1707	10.70		

Pushbutton Units and Indicator Lights

SIRIUS 3SB3, ○□ Round and Square Design

Accessories and spare parts

Selection and ordering data

Version	Suitable for	Color/ inscription	Order No.	List Price \$ 1 unit	Packs Unit
Keys for key-operated switches					
 Ronis key-operated switch, flat	SB 30		3SB39 10-4A	6.40	1
BKS key-operated switch	S 1		3SY1 066	17.10	1
CES key-operated switch	LSG 1		3SB19 10-2F	17.10	1
	SSG 10		3SY1 054	8.60	
	SSP 9		3SY1 052	8.60	
IKON key-operated switch	360012 K1		3SY1 053	25.50	1
O.M.R. key-operated switch	73038	light blue	3SB19 10-2L	3.85	1
	73037	red	3SB19 10-2M	3.85	
	73034	black	3SB19 10-2N	3.85	
	73033	yellow	3SB19 10-2P	3.85	
Protective cap clear, silicone ¹⁾ degree of protection IP 67					
 for round design, plastic	flat button		3SB39 21-0AH	6.40	1
	raised button		3SB19 02-0AK	7.70	
	selector switch		3SB39 21-0BA	7.70	
for square design, plastic	flat button		3SB39 41-0AH	2.60	1
for round design, metal	flat button		3SB19 02-0AK	7.70	1
	raised button		3SB19 02-0AN	7.70	
	selector switch		3SB39 21-0BA	7.70	
Protective cap clear, Elastolan ¹⁾ degree of protection IP 67					
for round design, plastic	flat button		3SB39 21-0AJ	6.40	1
	raised button		3SB39 21-0AM	7.70	
for square design, plastic	flat button		3SB39 41-0AJ	6.40	1
for round design, metal	flat button		3SB39 21-0AM	7.70	1
Protective cap clear, silicone, degree of protection IP 67					
 for round design	Mushroom push-pull button, Ø 40 mm		3SB19 02-2BH	32.00	1
Dust cap for use in dusty environments					
	Key-operated switch		3SB39 21-0BT	4.00	1
Yellow backing plate, round, as backing plate for EMERGENCY-STOP, for round version, self-adhesive Bore 23 mm, external diameter 80 mm					
	EMERGENCY-STOP mushroom pushbutton	blank	3SB39 21-0AB	7.70	1
	EMERGENCY-STOP	EMERGENCY-STOP	3SB39 21-0AD	7.70	
Yellow backing plate, round, as backing plate for EMERGENCY-STOP, for square version, self-adhesive External diameter 80 mm, cut-out 26 mm x 26 mm					
	EMERGENCY-STOP mushroom pushbutton	blank	3SB39 41-0AB	9.40	1
	EMERGENCY-STOP	EMERGENCY-STOP	3SB39 41-0AD	9.40	
Name plate, round, 1mm thick, external diameter 75mm, hole 22.5mm (round design)					
	EMERGENCY-STOP mushroom pushbutton	blank	3SB19 02-2BA	6.40	1
	NOT-AUS	NOT-AUS	3SB19 02-2BB	6.40	
Blanking plugs					
 for round version, metal ¹⁾		aluminized	3SB19 02-0AQ	4.80	10
 for round design, plastic		black	3SB39 21-0AA	6.40	10
 for square design, plastic		black	3SB39 41-0AA	6.40	10












1) Not to be used with plate holder.

Pushbutton Units and Indicator Lights

SIRIUS 3SB3, ○□ Round and Square Design

Accessories and spare parts

Selection and ordering data

Fig No.	Version	Suitable for	Color	Order No.	List Price \$ 1 unit	Weight approx. kg	Packs Unit
1	 Protective collar, yellow ¹⁾ for frontplate mounting, for round design	EMERGENCY-STOP mushroom pushbuttons				0.025	1
				• without lock	3SB39 21-0AK		
		• with lock		3SB39 21-0AX	23.00		
2	 Sun collar for round design	Pushbuttons and indicator lights	black	3SB39 21-0AS	4.50		1
3	 Sealable cap	Pushbuttons with flat button	black	3SB19 02-0AL	14.30		1
			transparent	3SB19 02-2AR	14.30		
4	 Single frame for square design of the round version	Pushbuttons and indicator lights	black	3SB39 21-0AU	3.90		10
5	 Device designation Order No. and price per packet			3TX4 210-0H	0.71 ea.		100
		Adaptor consists of a metal disc with adhesive layer on one side. Mounting hole 30.5 mm, mounting as for 22 mm range	as thrust collars for frontplates of thin insulating material		3SB39 21-0AE	5.50	
6	 Holder for printed-circuit board for mounting the actuation units with the PCB (screw supplied)	Soldering element		3SB39 01-0AA	1.30 ea.		10
7		Hole drilling template for the 30 mm grid, horizontal, for round and square design		3SB19 02-2BG	9.90	0.01	1
		Hole punch, 26 mm x 26 mm, for square design		3SB39 41-0AF	450.00		1
8	 Adapters for pushbutton units ²⁾ for snap-on mounting of 3 elements	Pushbuttons with front plate fixing		3SB39 01-0AB	0.70 ea.	0.001	10
9	 Adapters for selector switches, key-operated switches and double pushbuttons with pressure plates for operation of the central contact block	Selector switches, key-operated switches and double pushbuttons with front panel mounting		3SB39 01-0AC	0.70 ea.	0.001	10
10	 Thrust pad for selector switches and key-operated switches with pressure plates for operation of the central contact block	Selector switches and key-operated switches for use on PCB or with base mounting		3SB39 01-0AW	0.70 ea.	0.001	10
Audible signal transducer for screw connection							
11	 Audible signal transducer, BA 9s base, operational voltage DC 24 – 28 V, operational current 25 mA, 0.6 W, min. sound pressure 80 dB/10 cm	Audible signal device ³⁾		3SB19 02-2BN	23.00	0.003	1
12	 Dust Cover			3SB39 21-0AY	4.75	0.07	10

1) The protective collar should be used only to protect against inadvertent operation and must be mounted so that easy operation is possible.

2) Holders also available for pushbutton switches, mushroom pushbuttons and push-pull buttons.






3) Note: With increased IP 65 protection use the audible signal device (complete units see page 10/39).

Pushbutton Units and Indicator Lights

SIRIUS 3SB3, ○□ Round and Square Design

Accessories and spare parts

Selection and ordering data

Fig No.	Version	Suitable for	Lamp voltage	Color	Order No.	List Price \$ 1 unit	Weight approx. kg	Packs Unit	
Lamps with screw connection, BA 9s base									
	Incandescent lamps								
	1	1.2 W, max. length 28 mm, max. bulb diameter 10 mm	Illuminated pushbuttons and indicator lights	4 V		3SB19 02-0AY	14.30	0.005	1
		Base BA 9s		6 V #755		52AABN	7.70	0.005	1
		2.5 W, max. length 28 mm, max. bulb diameter 10 mm		12 V #756		52AACN	7.70		
				24 V #757		52AADN1	7.70		
				120V #120 MB		52AAENC	7.70	0.005	1
		Incandescent lamp		24 V		3SB19 02-2BU	38.00	0.005	10
		endurance 25,000 h, high vibration resistance 1.2 W Max. operat. current 50 mA AC/DC							
	LEDs, super-bright								
		Base BA 9s length max. 28 mm, bulb diameter 10 mm, operational current 15 mA	Illuminated pushbuttons and indicator lights	UC 6 V	red	52AEB2	21.00	0.003	10
				UC 6 V	green	52AEB3	21.00		
				UC 6 V	yellow	52AEB4	21.00		
				UC 6 V	white	52AEBB	21.00		
				UC 6 V	blue	52AEB5	21.00		
				UC 24 V	red	52AED2	21.00	0.003	10
	UC 24 V			green	52AED3	21.00			
	UC 24 V			yellow	52AED4	21.00			
	UC 24 V			white	52AEDB	21.00			
	UC 24 V			blue	52AED5	21.00			
	UC 48 V			red	3SB39 01-1CC	15.40	0.003	10	
	UC 48 V			green	3SB39 01-1DC	15.40			
	UC 48 V			yellow	3SB39 01-1BC	15.40			
	UC 48 V			white	3SB39 01-1QC	15.40			
	UC 48 V			blue	3SB39 01-1PC	15.40			
	AC 120 V	red	52AEE2	21.00	0.003	10			
	AC 120 V	green	52AEE3	21.00					
	AC 120 V	yellow	52AEE4	21.00					
	AC 120 V	white	52AEEB	21.00					
	AC 120 V	blue	52AEE5	21.00					
LEDs									
	Max. length 28 mm, bulb diameter 10 mm								
	Operational current 15 mA	Illuminated pushbuttons and indicator lights	DC 22 ... 32 V	red yellow green	3SB19 02-4AJ 3SB19 02-4BJ 3SB19 02-4CJ	25.50 25.50 25.50	0.005	10	
	Blinking (1.4 Hz)	29 mA 27 mA 24 mA	DC 24 V	red yellow green	3SB19 02-4LC 3SB19 02-4MC 3SB19 02-4NC	25.50 25.50 25.50	0.005	10	
	Glow lamps²⁾ length 28 mm, bulb diameter 10 mm		AC 110 V AC 220 V AC 220 V	clear clear green	3SX1 703 3SX1 701 3SX1 702	24.50 24.50 24.50	0.005	10	
	2	Lamp extractor	Lamps with BA 9s bases	–	3SB19 02-2AD	4.30	0.002	1	
		Lamp adapter for fitting a wedge base into a BA 9s holder			3SB19 02-1AU	8.70	0.005	1	
Lamps for use on PCBs, wedge base									
	3	Incandescent lamps		6 V	3SB29 08-1AA	6.00	0.003	10	
		W2 x 4.6 d base, 1.0 W		12 V	3SB29 08-1AB	6.00			
				24 V	3SB29 08-1AC	6.00			
				30 V	3SB29 08-1AD	6.00			
				48 V	3SB29 08-1AE	6.00			
				60 V	3SB29 08-1AF	6.00			
	LEDs, super-bright		DC 24 V	red yellow green white blue	3SB39 01-1SB 3SB39 01-1RB 3SB39 01-1TB 3SB39 01-1UB 3SB29 08-1BD	15.00 15.00 15.00 15.00 15.00	0.003	10	
	W2 x 4.6 d base, operational current 10 mA								
	4	Lamp extractor	Lamps with base W2 x 4.6 d		3SB29 08-2AB	5.00	0.002	1	
	5	Contact block removal tool			3SB3901-OCB	4.00	0.03	1	
		Contact removal tool for cage clamp			3SB3901-OCG	12.00	0.01	1	

1) Also for use for AC 230 V when used with a 3SB34 00-1C voltage reducer.

2) Due to the inherent orange color of glow lamps and their lower luminance level compared to incandescent lamps, it is recommended that they







should only be used with clear or red lenses and in areas where ambient light levels are not very high.

Pushbutton Units and Indicator Lights

SIRIUS 3SB3, ○□ Round and Square Design

Accessories and spare parts

Selection and ordering data

Fig No.	Version	Color	Order No.	List Price \$ 1 unit	Weight approx. kg	Packs Unit
Lockouts						
1			1 Locking cover prevents access to pushbuttons, knob type selector switches and will work with both metal and plastic devices.	3SB39 21-0BS 30.00	0.06	1
2			2 Lockout for metal flush pushbutton	3SB39 21-0BG 30.00	0.06	1
			Lockout for metal extended pushbutton	3SB39 21-0BH 30.00	0.06	1
			Lockout for metal mushroom cap (40 mm) push-button	3SB39 21-0BJ 30.00	0.06	1
3			3 2 Position Selector Switch Lockouts¹⁾ Lock in left position Lock in right position	3SB39 21-0BK 30.00 3SB39 21-0BL 30.00	0.06	1
4			4 3 Position Selector Switch Lockouts¹⁾ Lock in left position Lock in center position Lock in right position Lock out -left position only Lock out -right position only	3SB39 21-0BM 30.00 3SB39 21-0BN 30.00 3SB39 21-0BP 30.00 3SB39 21-0BQ 30.00 3SB39 21-0BR 30.00	0.06	1
Guards						
5			5 Pushbutton Guard for standard pushbuttons, flush and extended. Also fits 30 mm mushroom head devices	3SB39 21-0BE 25.50	0.05	1
6			6 Guard for 40 mm mushroom head devices standard momentary or 2 position push-pull	3SB39 21-0BF 25.50	0.05	1

1) For metal devices only.