

Data Sheet

PW063xxVBEC

Page 1/5

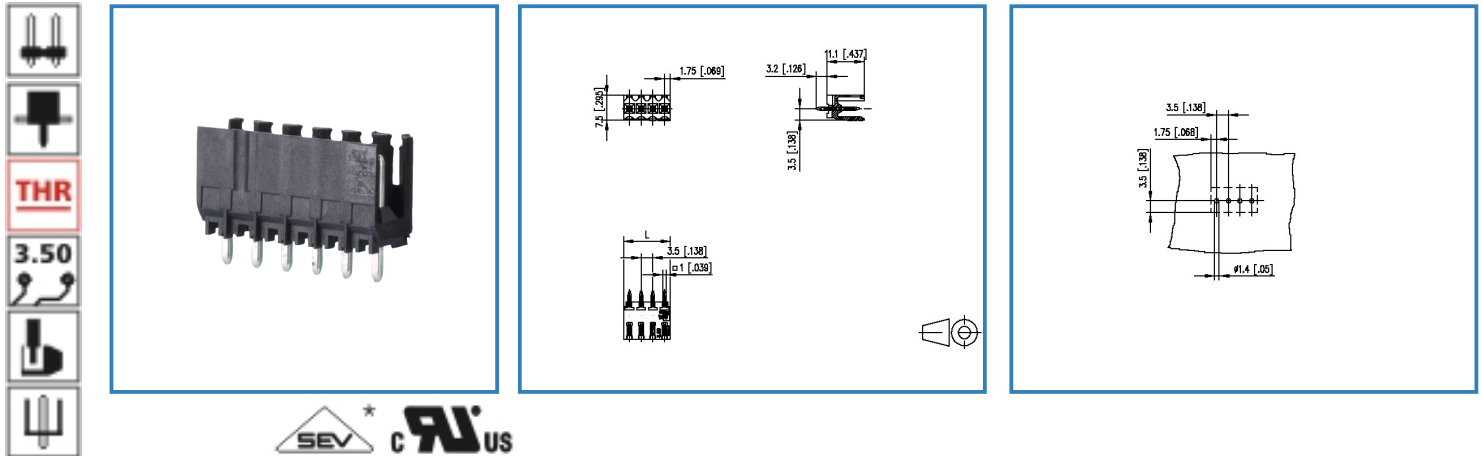
P/N

315281xx

xx=number of poles

2014/01/28

Illustration



see enlarged drawing at the end of the document

Product specification

- pin header, THR solderable
- centerline 3.50 mm, direction of connection vertical 0°
- open ends, fittable without loss of poles
- color black
- Tape & Reel packaging
- with alternative face, codeable
- Connection data

cRUUS V / A 300 / 10

SEV 10 A / 130 V / 2.5 kV / 3 / IEC 61984



Data Sheet

PW063xxVBEC

Page 2/5

P/N

315281xx

xx=number of poles



2014/01/28

Technical Data

General Data

Solder pin length	3.2 mm		
min. number of poles	2		
max. number of poles	24		
Insulating material class	CTI 400		
clearance/creepage dist.	2.48 mm		
protection category	IP 10		
Overvoltage category	III	III	II
Pollution degree	3	2	2
Rated voltage	160 V	320 V	320 V
Rated test voltage	2.5 kV	2.5 kV	2.5 kV

Connection data

 V / A	300 / 10
	10 A / 130 V / 2.5 kV / 3 / IEC 61984

Material

insulating material	PA46
flammability class	V0
contact pin material	CuMg
contact pin surface	Cu + Sn

Climatic properties

upper limit temperature	105 °C
lower limit temperature	-40 °C

General

solderability	Acc. to IPC/JEDEC J-STD-020D-MSL 1
Tolerance	ISO 2768 -mH

Data Sheet

PW063xxVBEC

Page 3/5

P/N

315281xx

xx=number of poles

2014/01/28

Matching Part to

P/N	Product name
FW143XXVBFC	FW143xxVBFC
PW143XXVBFC (on request)	PW143xxVBFC RM 3.5
SW063XXVBNN	SW063xxVBNN

Accessories

P/N	Product name
700268-01-0 (on request)	F_Kodier sw
700268-0132 (on request)	F_Kodier sw
700268-0194 (on request)	F_Kodier sw

Data Sheet

PW063xxVBEC

Page 4/5

P/N

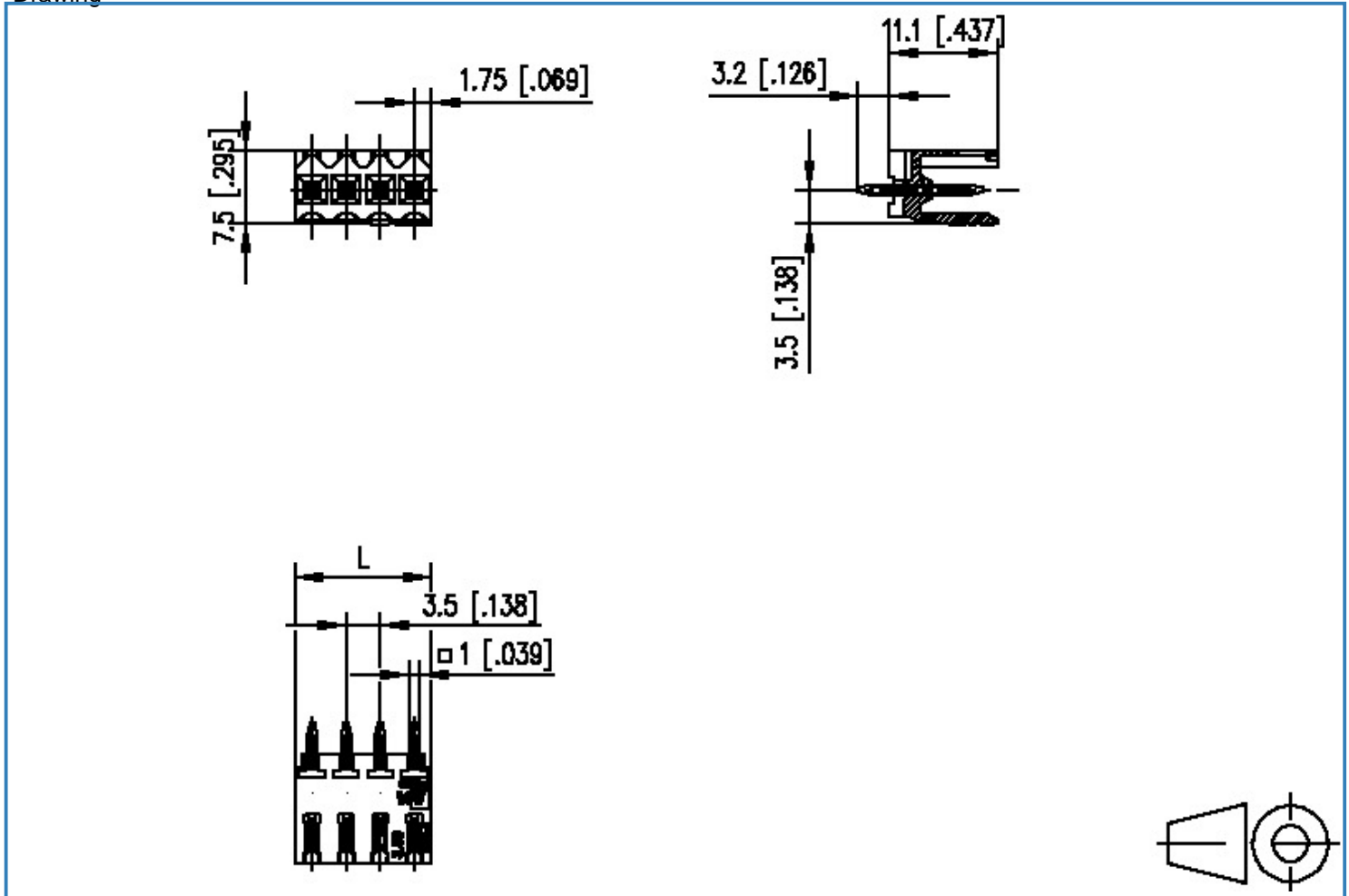
315281xx

xx=number of poles

2014/01/28

Illustration

Drawing



$L = (\text{pole size} - 1) \times \text{centerline} + 3.5 [0.138]$



Data Sheet

PW063xxVBEC

Page 5/5

P/N

315281xx

xx=number of poles

2014/01/28

PCB Layout

