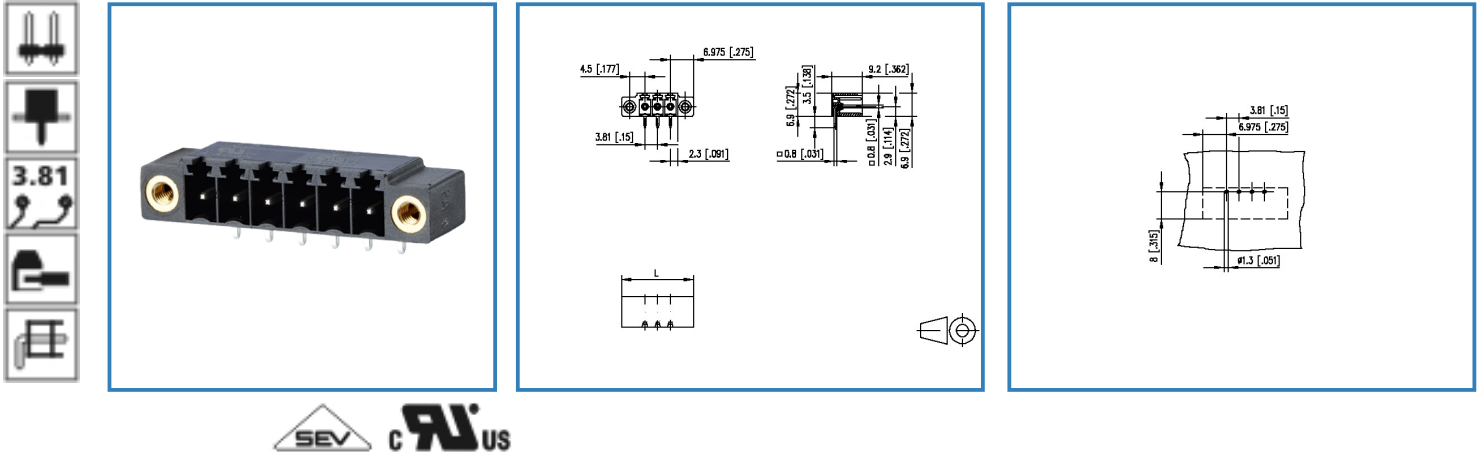


Data Sheet

PT094xxHBBF

Illustration



see enlarged drawing at the end of the document

Product specification

- pin header, solderable
- centerline 3.81 mm, direction of connection 90°
- closed ends
- color black, mounting flange
- codeable
- Connection data

CULUS V / A 300 / 8

SEV 9 A / 160 V / 2.5 kV / 3 / IEC 61984

Data Sheet

PT094xxHBBF

Page 2/5

P/N

313921xx

xx=number of poles



2014/01/27

Technical Data

General Data

Solder pin length	3.5 mm		
min. number of poles	2		
max. number of poles	24		
Insulating material class	CTI 600		
clearance/creepage dist.	3.01 mm		
protection category	IP 00		
Overvoltage category	III	III	II
Pollution degree	3	2	2
Rated voltage	200 V	500 V	500 V
Rated test voltage	4.0 kV	4 kV	4.0 kV

Connection data

 V / A	300 / 8
	9 A / 160 V / 2.5 kV / 3 / IEC 61984

Material

insulating material	PA66
flammability class	V0
contact pin material	CuFe
contact pin surface	Ni + Sn

Climatic properties

upper limit temperature	105 °C
lower limit temperature	-40 °C

General

solderability	Acc. to JEDEC JESD22-B102E 245°C/5s
Tolerance	ISO 2768 -mH

Data Sheet

PT094xxHBBF

Page 3/5

P/N

313921xx

xx=number of poles

2014/01/27

Matching Part to

P/N	Product name
313791	RP034xxVBLF Typ 379
ASP084	SP064xxVGNF ASP084

Accessories

P/N	Product name
720293-01-2	720293



Data Sheet

PT094xxHBBF

Page 4/5

P/N

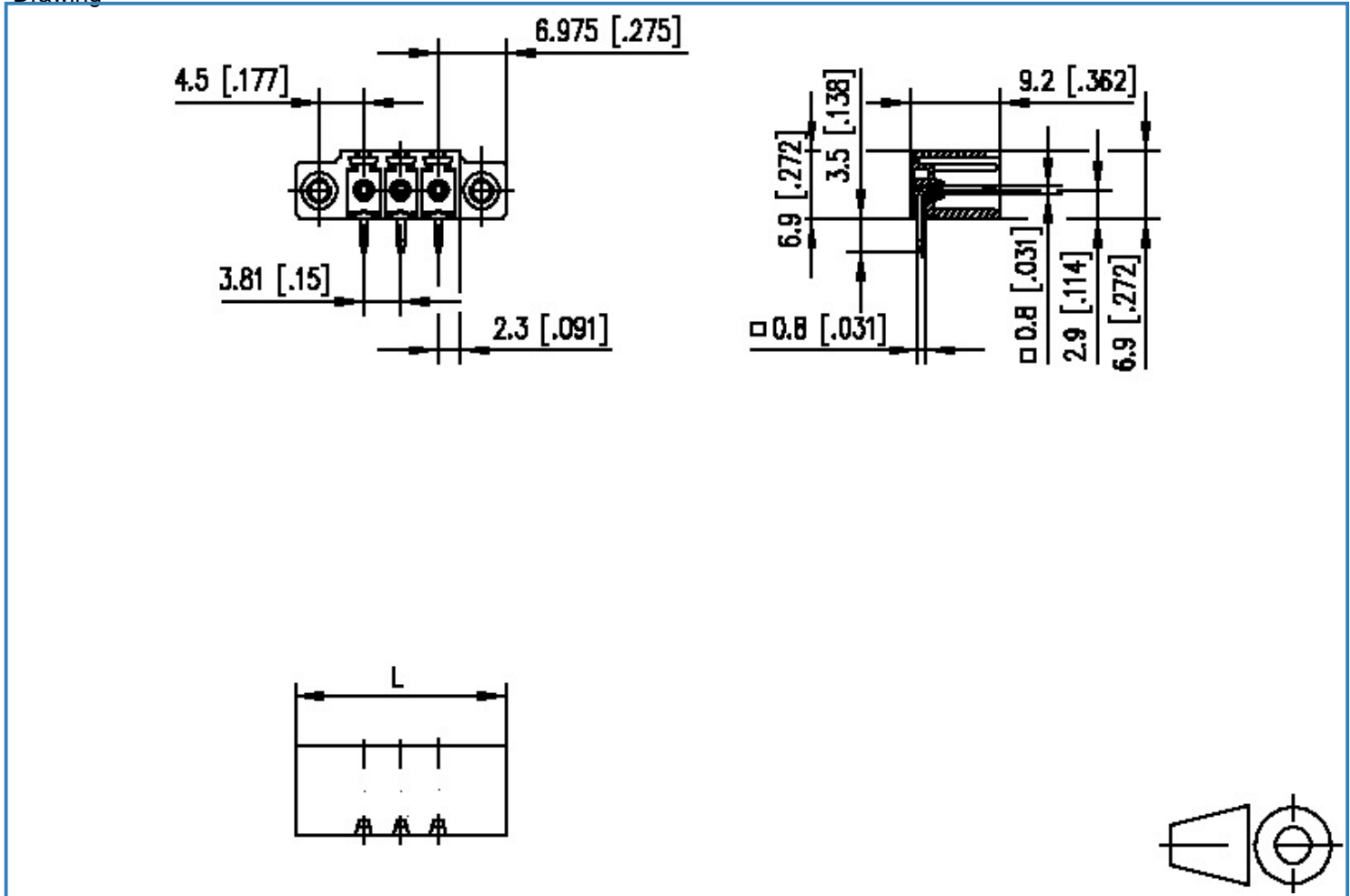
313921xx

xx=number of poles

2014/01/27

Illustration

Drawing



$L = (\text{pole size} - 1) \times \text{centerline} + 13.95 [0.549]$



Data Sheet

PT094xxHBBF

Page 5/5

P/N

313921xx

xx=number of poles

2014/01/27

PCB Layout

