

# Data Sheet

## PR043xxHBBF

Page 1/5

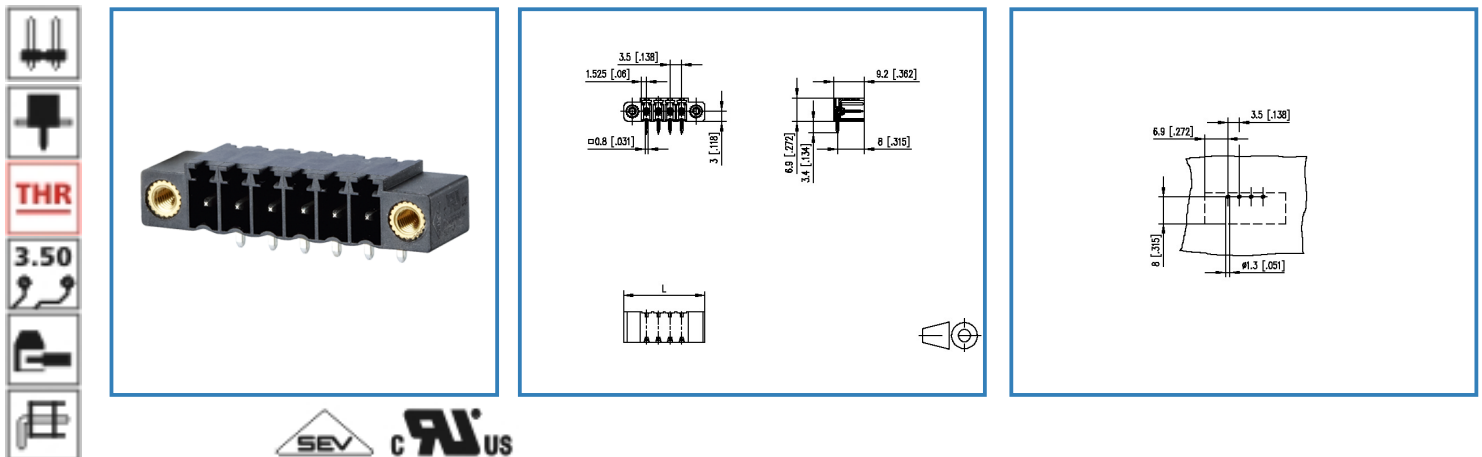
P/N

313881xx

xx=number of poles

2014/01/27

### Illustration



see enlarged drawing at the end of the document

### Product specification

- pin header, THR solderable
- centerline 3.50 mm, direction of connection 90°
- closed ends
- color black, mounting flange
- Tape & Reel packaging
- codeable
- Connection data

**cRUUS** V / A 300 / 10

**SEV** 10 A / 130 V / 2.5 kV / 3 / IEC 61984

# Data Sheet

## PR043xxHBBF

Page 2/5

P/N

313881xx

xx=number of poles



2014/01/27

### Technical Data

#### General Data

Solder pin length	3.4 mm		
min. number of poles	2		
max. number of poles	16		
Insulating material class	CTI 600		
clearance/creepage dist.	2.7 mm		
protection category	IP 00		
Overvoltage category	III	III	II
Pollution degree	3	2	2
Rated voltage	200 V	500 V	500 V
Rated test voltage	2.5 kV	2.5 kV	2.5 kV

#### Connection data

 V / A	300 / 10
	10 A / 130 V / 2.5 kV / 3 / IEC 61984

#### Material

insulating material	PA66/6T
flammability class	V0
contact pin material	CuMg
contact pin surface	Ni + Sn

#### Climatic properties

upper limit temperature	105 °C
lower limit temperature	-40 °C

#### General

solderability	Acc. to IPC/JEDEC J-STD-020D-MSL 1
Tolerance	ISO 2768 -mH

# Data Sheet

## PR043xxHBBF

Page 3/5

P/N

313881xx

xx=number of poles

2014/01/27

### Matching Part to

P/N	Product name
316331	RP043xxHBLS Typ 633
316341	RP043xxHBLF Typ 634
ASP083	SP063xxVGNF ASP083

### Accessories

P/N	Product name
720293-01-2	720293

# Data Sheet

## PR043xxHBBF

Page 4/5

P/N

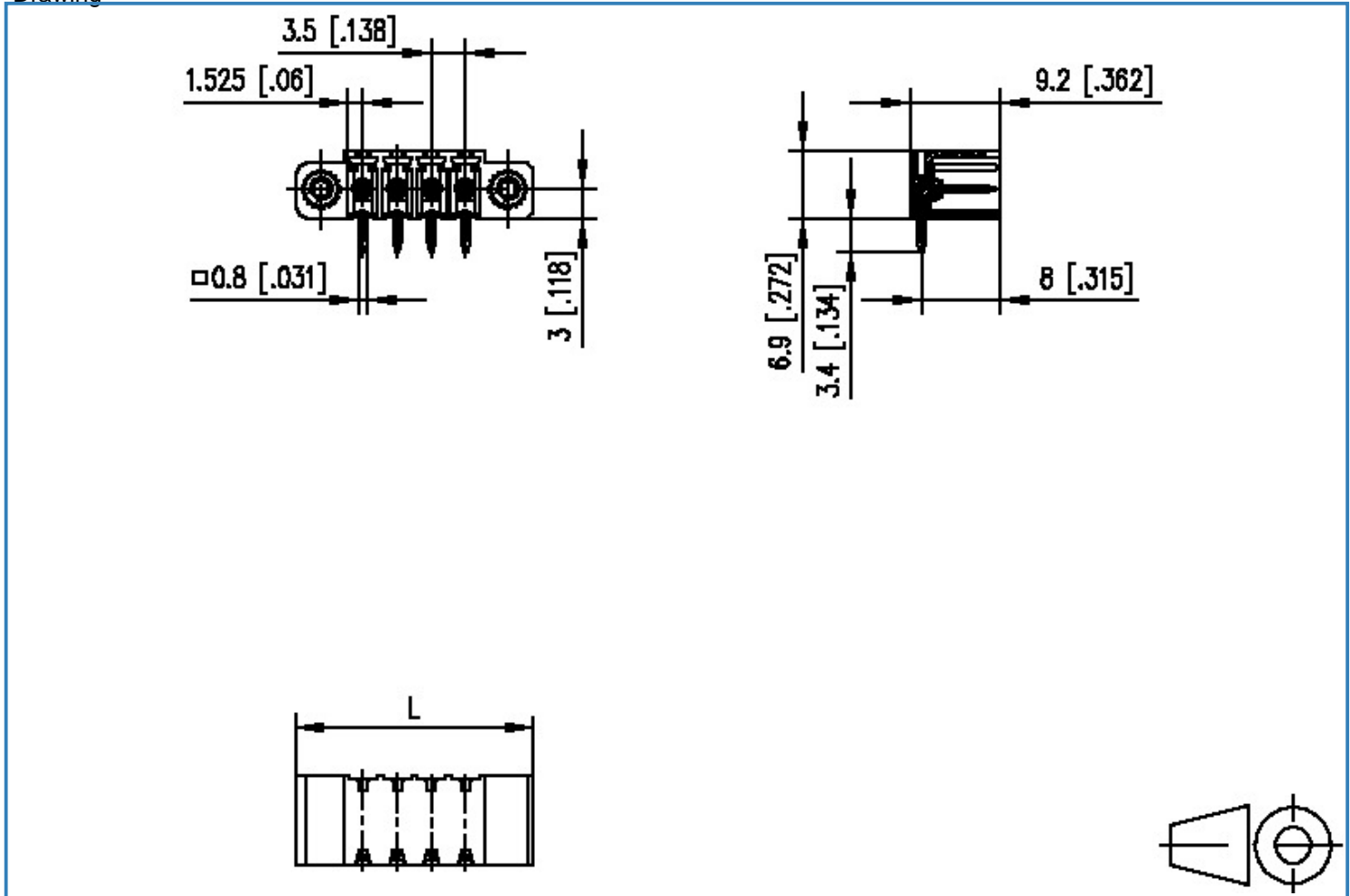
313881xx

xx=number of poles

2014/01/27

### Illustration

Drawing



$L = (\text{pole size} - 1) \times \text{centerline} + 13.8 [0.543]$



# Data Sheet

## PR043xxHBBF

Page 5/5

P/N

313881xx

xx=number of poles

2014/01/27

### PCB Layout

