

Data sheet

OpDAT 24 PA 1RU patch panel withdrawable

12xLC-D MM (ceramic, aqua) pigtails OM3 placed and stripped


P/N

1502257712-E

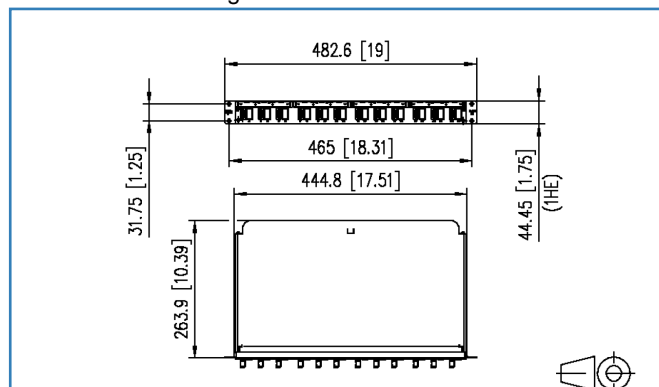
EAN 4250184166535

2015-22-06

Illustrations



Dimensional drawing



See enlarged drawings at the end of document

Product specification

- 19 inch 1RU fiber optic patch panel with pull-out splice tray / front cover
- splice tray of withdrawable patch panel tilts and is completely removable to facilitate fitting (end stop)
- light aluminum construction
- equipped with LC-D couplers
- unused cutouts are closed by blank plugs
- variable cable entry (straight / inclined) from both sides possible
- cable arrest with supplied cable tie or optional cable screw gland also possible
- cable diameter from 3 to 20 mm
- strain relief for central element / Kevlar
- cable management by means of freely positionable guide elements
- screwless cover
- label window for enclosed identification labels
- Semi-tight buffered fiber dia. 0.9 mm, 12 colors, secondary and primary coating in the same color, length 2.0 m
- pigtails inserted and stripped in standard splice trays with crimp splice holders
- pigtails are cleaned and plugged in couplers
- variants: equipped with 6 or 12 LC-D couplers and pigtails, all blue (OS2), green (OS2 APC), heather violet (OM4), aqua (OM3) or beige (OM2)



**OpDAT 24 PA 1RU patch panel withdrawable
12xLC-D MM (ceramic, aqua) pigtails OM3 placed and stripped**

P/N
1502257712-E
EAN 4250184166535

2015-22-06

Technical Data

General Data

Fields of application	Structured building cabling, Data center
Design	patch panel
Mounting style	1RU
Transmission technology	Fiber optic
Port numbering	yes
Color	aqua
Dimensions	
Dimension (L x W x H)	263.90 x 482.60 x 44.45 mm
Dimension (L x W x H)	10.39 x 19.00 x 1.75 in.
Inches	19 inches
Height unit	1RU
Number of cables/ cores	24
Cable Type	pigtail(s)
Fiber class	OM3 (ISO/IEC 11801/EN 50173 & IEC 60793-2-10/EN 60793-2-10 A1.a.1)
Mode type of the fiber	Multimode
Labeling option	label window with identification label + printed numbers

Connections/interfaces

Connector technology interface 1	LC-D Couplers
Connector technology interface 2	LC-D Couplers
Number of ports interface 1	24
Number of ports interface 2	24
Number of equipped ports interface 1	12
Number of ports interface 2 equipped	12
Number of ports with dust protection interface 2	12
Number of blind covers interface 2	12
Semi-tight buffered fiber pigtail length	2.00 m
Semi-tight buffered fiber pigtail length	6.56 ft
Semi-tight buffered fiber pigtail diameter	0.90 mm
Semi-tight buffered fiber pigtail diameter	0.04 in.
Cable access/outlet	variable, straight / inclined, from both sides possible

**OpDAT 24 PA 1RU patch panel withdrawable
12xLC-D MM (ceramic, aqua) pigtails OM3 placed and stripped**

P/N
1502257712-E
EAN 4250184166535

2015-22-06

Technical Data

Electrical characteristics

Insertion loss	max. 0.4 dB
Return loss	min. 20 dB

Mechanical characteristics

Cut-out	SC, LC-D, E2000
Connector type	Duplex
Life - Number of mating cycles	min. 1000
Strain relief	yes

Materials and material properties

Material - Coupler housing	Plastics
Material - Front cover	Al (Aluminium)
Material - Sleeve	ceramic, slotted

Certifications

Gost Certification	yes
--------------------	-----

Approvals

RoHS	compliant
------	-----------

The product meets the following standards

Fibre optic connector interfaces	DIN EN 61754-20
----------------------------------	-----------------

Classifications

ETIM 5.0	EC001130
----------	----------

Packing details

Type of packaging	1 pc(s) / box
Packaging unit - Weight (gram)	1800.00 g
Packaging unit - Weight (pound)	3.97 lb
Packaging dimension (W x H x D)	580.00 x 405.00 x 70.00 mm
Packaging dimension (W x H x D)	22.83 x 15.94 x 2.76 in.



Data sheet

Page 4/7

OpDAT 24 PA 1RU patch panel withdrawable

12xLC-D MM (ceramic, aqua) pigtails OM3 placed and stripped

P/N

1502257712-E

EAN 4250184166535

2015-22-06

Accessories

P/N	Designation
899789-01	Label sheet for E-DAT C6 and E-DAT design patch panels



Data sheet

Page 5/7

OpDAT 24 PA 1RU patch panel withdrawable

12xLC-D MM (ceramic, aqua) pigtails OM3 placed and stripped

P/N

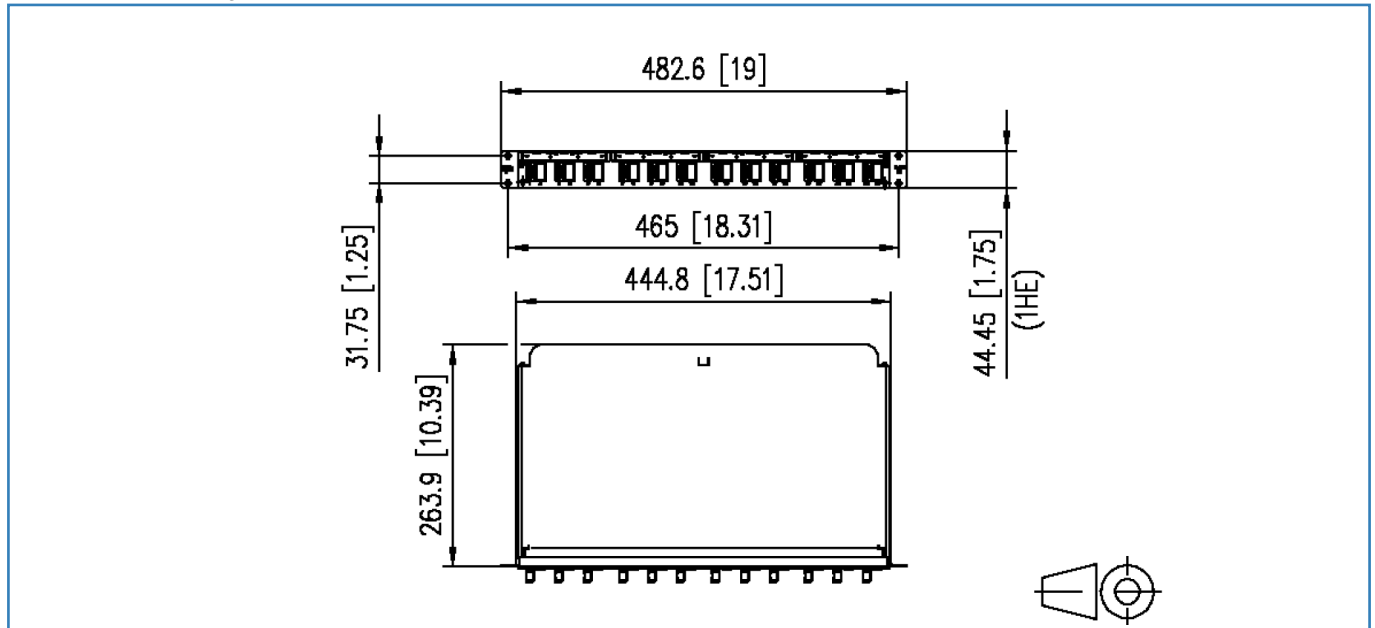
1502257712-E

EAN 4250184166535

2015-22-06

Illustrations

Dimensional drawing



Data sheet
OpDAT fiber OM3 BR

Page 6/7

P/N
150XXX5

2015-22-06

Technical Data

General Data

Transmission technology	Fiber optic
Mode type of the fiber	Multimode
Fiber class	OM3 (ISO/IEC 11801/EN 50173 & IEC 60793-2-10/EN 60793-2-10 A1.a.2)
Fiber construction	50/125 µm

Transmission characteristics

Transmission rate up to 100 GBit	IEEE 802.3ba
Reach	
Reach 100BASE	2000 m
Reach 1000BASE LX	550 m
Reach 1000BASE SX	1000 m
Reach 10GBASE LX4	300 m
Reach 10GBASE SW/SR	300 m
Reach 40GBASE SR4	100 m
Overfilled (OFL) modal bandwidth at 850 nm (min.)	1500 MHz * km
Overfilled (OFL) modal bandwidth at 1300 nm (min.)	500 MHz * km
Effective modal bandwidth (EMB) at 850 nm (min.)	2000 MHz * km

Connections/interfaces

Connector technology interface 1	Free line end
Connector technology interface 2	Free line end
Fiber core diameter	50 ± 2.0 µm
Fiber cladding diameter	125.0 ± 1.0 µm
Primary coating diameter - colored	242 ± 0.5 µm
Primary coating diameter - uncolored	250 ± 15 µm

Electrical characteristics

Maximum value of cable attenuation at 850 nm	3.0 dB/km
Maximum value of cable attenuation at 1300 nm	1.0 dB/km

Mechanical characteristics

Proof stress level	min. 0.7 (~ 1 %) GPa
Strip force (peak)	1.3 = F _{peak.strip} max. 8.9 N
Fiber bending loss R=7.5 mm 850/1300 nm	max. 0.2 / = 0.5 dB
Fiber bending loss R=15 mm 850/1300 nm	max. 0.1 / = 0.3 dB

Data sheet
OpDAT fiber OM3 BR

Page 7/7

P/N
150XXX5

2015-22-06

Technical Data

Mechanical characteristics

Fiber cladding non-circularity	max. 0.7 %
Core non-circularity	max. 5 %
Core (MDF)-cladding concentricity error	max. 1.0 µm
Primary coating concentricity error	max. 5 %
Primary coating-cladding concentricity error	max. 6
Inhomogeneity of OTDR trace for any two 1000 metre fiber length	max. 0.1 dB/km
Group refractive index at 1310 and 1550 nm	1.482
Group refractive index at 1625 nm	1.477
Numerical aperture	0.200 ± 0.015

Materials and material properties

Bend insensitivity	yes
--------------------	-----

The product meets the following standards

Generic cabling systems	
General requirements	ISO/IEC 11801 DIN EN 50173-1
Optical fibers: Generic specification - basic test procedures for optical cables	
General and definitions	ISO/IEC 60794-1-20
Mechanical Tests Methods	ISO/IEC 60794-1-21
Optical fibers: Measuring methods and test procedures	
Fibre proof test	ISO/IEC 60793-1-30
Coating strippability	ISO/IEC 60793-1-32
Numerical aperture	ISO/IEC 60793-1-43
Optical fibers: Indoor optical cables	
Family specification for simplex and duplex cables	ISO/IEC 60793-2-10 (A1a.2)
TIA/ANSI-492	AAAC

Packing details

Primary coating diameter - colored	242 ± 0.5 µm
------------------------------------	--------------

