

## Data sheet


Page 1/8

### OpDAT 24 PF 1RU patch panel fixed installation 12xLC-D SM (ceramic, blue) pigtails OS2 placed and stripped

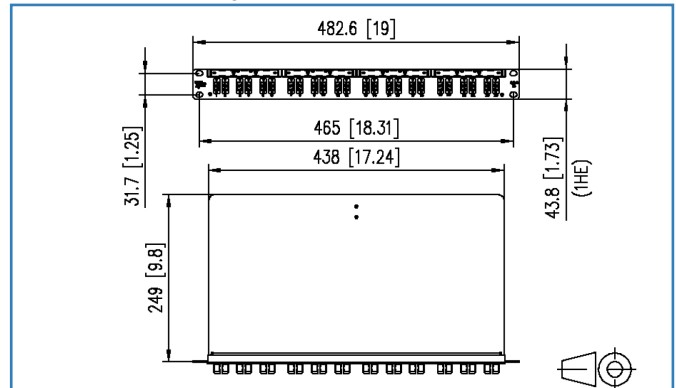
P/N  
1502097412-E  
EAN 4250184175810

2015-22-06

## Illustrations



Dimensional drawing



See enlarged drawings at the end of document

## Product specification

- 19 inch 1RU fiber optic patch panel for fixed installation
- light aluminum construction
- equipped with LC-D couplers
- unused cutouts are closed by blank plugs
- removable front plate for easy adapter mounting
- variable cable entry (straight / inclined) from both sides possible
- cable relief with supplied cable tie or optional cable gland also possible
- cable diameter from 3 to 20 mm
- strain relief for central element / Kevlar
- cable management by means of freely positionable guide elements
- snap-on cover for easy access during service work
- label window for enclosed identification labels
- Semi-tight buffered fiber dia. 0.9 mm, 12 colors, secondary and primary coating in the same color, length 2.0 m
- pigtails inserted and stripped in standard splice trays with crimp splice holders
- pigtails are cleaned and plugged in couplers
- variants: equipped with 6, 12 or 24 LC-D couplers and pigtails, all blue (OS2) or green (OS2 APC)

Data sheet

**OpDAT 24 PF 1RU patch panel fixed installation  
12xLC-D SM (ceramic, blue) pigtails OS2 placed and stripped**

P/N  
1502097412-E  
EAN 4250184175810

2015-22-06

**Technical Data**

**General Data**

Fields of application	Structured building cabling, Data center
Design	patch panel
Mounting style	1RU
Transmission technology	Fiber optic
Port numbering	yes
Color	blue
Dimensions	
Dimension (L x W x H)	260.90 x 482.60 x 44.45 mm
Dimension (L x W x H)	10.27 x 19.00 x 1.75 in.
Inches	19 inches
Height unit	1RU
Number of cables/ cores	24
Cable Type	pigtail(s)
Fiber class	OS2 (IEC 60793-2-50 B.1.3, B6_b & ITU-T G.657.A2, G.657.B2, G.652.D)
Mode type of the fiber	Single mode
Labeling option	label window with identification label + printed numbers

**Connections/interfaces**

Connector technology interface 1	LC-D Couplers
Connector technology interface 2	LC-D Couplers
Number of ports interface 1	24
Number of ports interface 2	24
Number of equipped ports interface 1	12
Number of ports interface 2 equipped	12
Number of ports with dust protection interface 2	12
Number of blind covers interface 2	12
Semi-tight buffered fiber pigtail length	2.00 m
Semi-tight buffered fiber pigtail length	6.56 ft
Semi-tight buffered fiber pigtail diameter	0.90 mm
Semi-tight buffered fiber pigtail diameter	0.04 in.
Cable access/outlet	variable, straight / inclined, from both sides possible

**OpDAT 24 PF 1RU patch panel fixed installation  
12xLC-D SM (ceramic, blue) pigtails OS2 placed and stripped**

P/N  
1502097412-E  
EAN 4250184175810

2015-22-06

**Technical Data**

**Electrical characteristics**

Insertion loss	max. 0.4 dB
Return loss	min. 55 dB

**Mechanical characteristics**

Cut-out	SC, LC-D, E2000
Connector type	Duplex
Life - Number of mating cycles	min. 1000
Strain relief	yes

**Materials and material properties**

Material - Coupler housing	Plastics
Material - Front cover	Al (Aluminium)
Material - Sleeve	ceramic, slotted

**Certifications**

Gost Certification	yes
--------------------	-----

**Approvals**

RoHS	compliant
------	-----------

**The product meets the following standards**

Fibre optic connector interfaces	DIN EN 61754-20
----------------------------------	-----------------

**Classifications**

ETIM 5.0	EC001130
----------	----------

**Packing details**

Type of packaging	1 pc(s) / box
Packaging unit - Weight (gram)	1560.00 g
Packaging unit - Weight (pound)	3.44 lb
Packaging dimension (W x H x D)	580.00 x 405.00 x 70.00 mm
Packaging dimension (W x H x D)	22.83 x 15.94 x 2.76 in.



Data sheet

Page 4/8

**OpDAT 24 PF 1RU patch panel fixed installation  
12xLC-D SM (ceramic, blue) pigtails OS2 placed and stripped**

P/N  
1502097412-E  
EAN 4250184175810

2015-22-06

**Accessories**

P/N	Designation
899789-01	Label sheet for E-DAT C6 and E-DAT design patch panels



Data sheet

Page 5/8

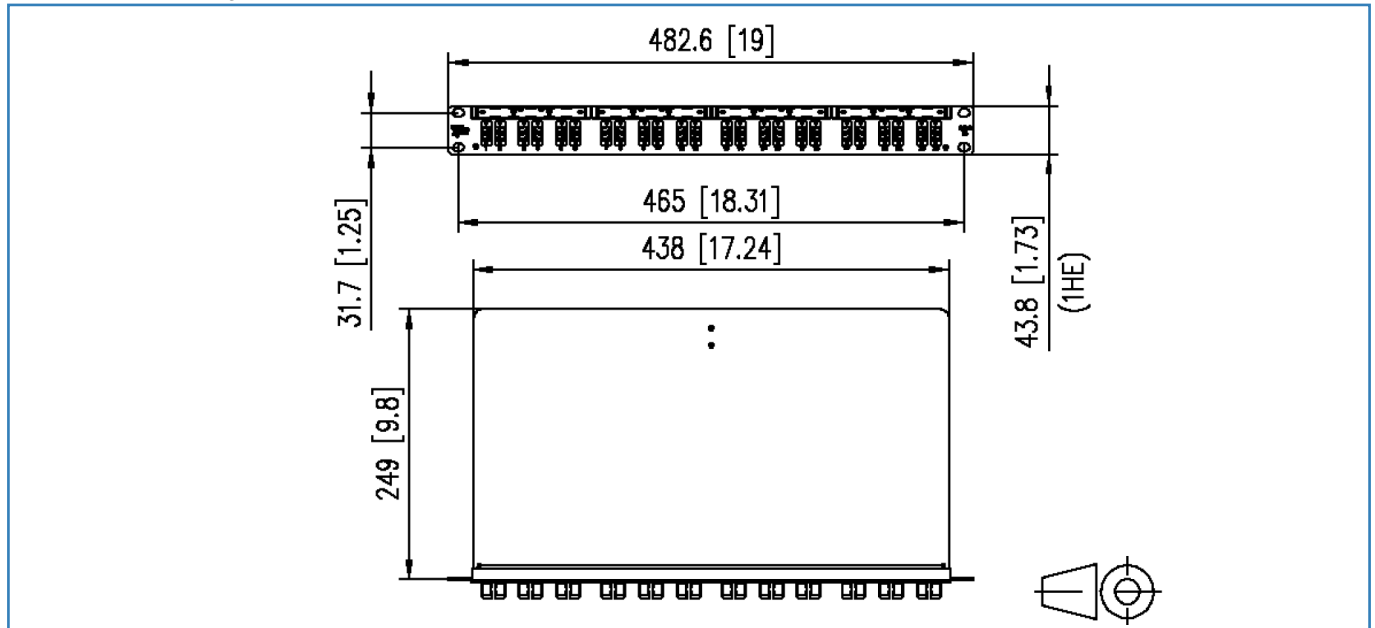
**OpDAT 24 PF 1RU patch panel fixed installation  
12xLC-D SM (ceramic, blue) pigtails OS2 placed and stripped**

P/N  
1502097412-E  
EAN 4250184175810

2015-22-06

**Illustrations**

Dimensional drawing



**Data sheet**  
**OpDAT fiber OS2 BR**

Page 6/8

P/N  
150XXX9

2015-22-06

**Technical Data**

**General Data**

Transmission technology	Fiber optic
Mode type of the fiber	Single mode
Fiber class	OS2 (IEC 60793-2-50 B.1.3, B6_b & ITU-T G.657.A2, G.657.B2, G.652.D)
Fiber construction	9/125 µm

**Transmission characteristics**

Reach	
Reach 1000BASE LX	5000 m
Reach 10GBASE L	10000 m
Reach 10GBASE EW/ER	40000 m
Reach 40GBASE LR4	10000 m
Reach 100GBASE ER4	10000 m
Chromatic dispersion coefficient	
Chromatic dispersion coefficient - In the interval 1285 nm - 1330 nm (max.)	max.  3.7  ps/km * nm
Chromatic dispersion coefficient - At 1550 nm (max.)	max. 18.5 ps/km * nm
Chromatic dispersion coefficient - At 1625 nm (max.)	max. 23.0 ps/km * nm
Zero dispersion slope (max.)	max. 0.092 ps/(nm <sup>2</sup> * km)
Polarisation mode dispersion (PMD) coefficient, cabled (min.)	min. 0.1
Threshold wavelength (max.)	max. 1260

**Connections/interfaces**

Connector technology interface 1	Free line end
Connector technology interface 2	Free line end
Fiber cladding diameter	125.0 ± 0.7 mm
Primary coating diameter - colored	242 ± 7 µm

**Electrical characteristics**

Attenuation of the fiber in the cable at 1310 nm	max. 0.38 dB/km
Attenuation of the fiber in the cable at 1383 nm	max. 0.38 dB/km
Attenuation of the fiber in the cable at 1550 nm	max. 0.38 dB/km
Attenuation of the fiber in the cable at 1625 nm	max. 0.25 dB/km

## Technical Data

### Mechanical characteristics

Proof stress level	min. 0.7 (~ 1 %) GPa
Strip force (peak)	1.2 = F <sub>peak.strip</sub> max. 8.9 N
10 turns on a mandrel R= 15 mm, @ 1550 nm	max. 0.03 dB
10 turns on a mandrel R= 15 mm, @ 1625 nm	max. 0.01 dB
1 turn on a mandrel R= 10 mm, @ 1550 nm	max. 0.01 dB
1 turn on a mandrel R= 15 mm, @ 1625 nm	max. 0.02 dB
1 turn on a mandrel R= 7.5 mm, @ 1550 nm	max. 0.5 dB
1 turn on a mandrel R= 7.5 mm, @ 1625 nm	max. 1.00 dB
Fiber cladding non-circularity	max. 0.7 %
Core (MDF)-cladding concentricity error	max. 0.5 µm
Primary coating concentricity error	max. 5 %
Primary coating-cladding concentricity error	max. 12
Inhomogeneity of OTDR trace for any two 1000 metre fiber length	max. 0.1 dB/km
Group refractive index at 1310 and 1550 nm	1.467
Group refractive index at 1625 nm	1.468
Field width at 1310 nm	8.8 ± 0.4 µm
Feldweite bei 1550 nm neu	9.8 ± 0.5 µm

### The product meets the following standards

Generic cabling systems	
General requirements	ISO/IEC 11801   DIN EN 50173-1
Industrial area	ISO/IEC 24702:2006 Kat. OS2 und OS1
Optical fibers: Generic specification - basic test procedures for optical cables	
General and definitions	ISO/IEC 60794-1-20
Mechanical Tests Methods	ISO/IEC 60794-1-21
Optical fibers: Measuring methods and test procedures	
Fibre proof test	ISO/IEC 60793-1-30
Coating strippability	ISO/IEC 60793-1-32
Attenuation	ISO/IEC 60793-1-40
Chromatic dispersion	ISO/IEC 60793-1-42
Threshold wavelength	ISO/IEC 60793-1-44
Mode field diameter	ISO/IEC 60793-1-45
Macrobending loss	ISO/IEC 60793-1-47
Polarization mode dispersion	ISO/IEC 60793-1-48

**Data sheet**  
**OpDAT fiber OS2 BR**

Page 8/8

P/N  
150XXX9

2015-22-06

**Technical Data****The product meets the following standards**

Optical fibers: Indoor optical cables

Sectional specification for class B single-mode fibres	ISO/IEC 60793-2-50 type B.1.3 & B6_b
ITU-T standard	G.657.A2, G.657.B2, G.652.D
TIA/ANSI-492	AAAB

**Packing details**

Primary coating diameter - colored 242 ± 7 µm