

Data sheet

SP145xxHBNC (ASP145)

Page 1/5


P/N
ASP145xx

xx=number of poles

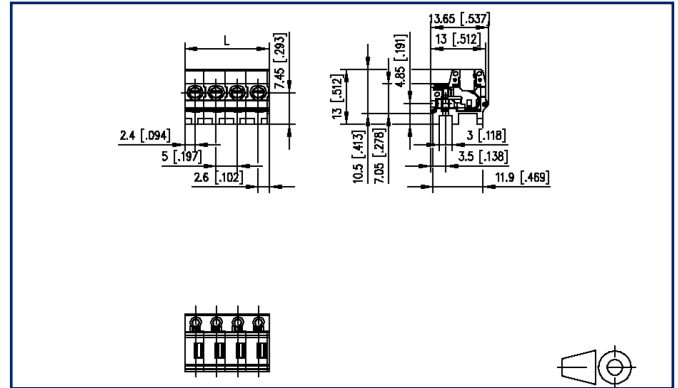
2021/07/14

Version: U

Illustrations



Dimensional drawing





See enlarged drawings at the end of document

Product specification

- spring clamp terminal block, pluggable
- centerline 5.00 mm, direction of connection 90°
- fittable without loss of poles
- color black
- push-button, wire entry perpendicular or parallel to plug direction, three plugging directions

Technical Data

General Data	
min. number of poles	2
max. number of poles	12
Insulating material class	CTI 225
clearance/creepage dist.	3.2 mm
Protection category	IP20
Min. insul. strip length	7 mm
Rated current	13.5 A
Anschlussdaten	
rat.wiring solid AWGmax	0.08 mm ² - 1.5 mm ² / AWG 28 - AWG 16
rat.wiring strand.AWGmax	0.08 mm ² - 1.5 mm ² / AWG 28 - AWG 16
Approvals	
 V / A / AWG	300 / 6 / 28 - 16
approval UL - File No.	E121004
 1.5 mm ²	250 V / 13.5 A
Material	
insulating material	PA66
flammability class	V0
spring material	Spring steel
contact material	CuSn
Contact surface	Sn
Glow-Wire Flammability GWFI	960 °C acc. to IEC 60695-2-12
Glow-Wire Flammability GWIT	775 °C acc. to IEC 60695-2-13
Climatic Data	
upper limit temperature	105 °C
lower limit temperature	-40 °C
general	
Tolerance	ISO 2768 -mH

U | Contact

Data sheet

SP145xxHBNC (ASP145)

Page 3/5

P/N

ASP145xx

xx=number of poles

2021/07/14

Version: U

Accessories

P/N	Designation
711162-0164	Draht_Brücke_K88_ASP155_RM5
711162-0264	Draht_Brücke_K88_ASP155_RM5
711162-0364	Draht_Brücke_K88_ASP155_RM10



U | Contact

Data sheet

SP145xxHBNC (ASP145)

Page 4/5

P/N

ASP145xx

xx=number of poles

2021/07/14

Version: U

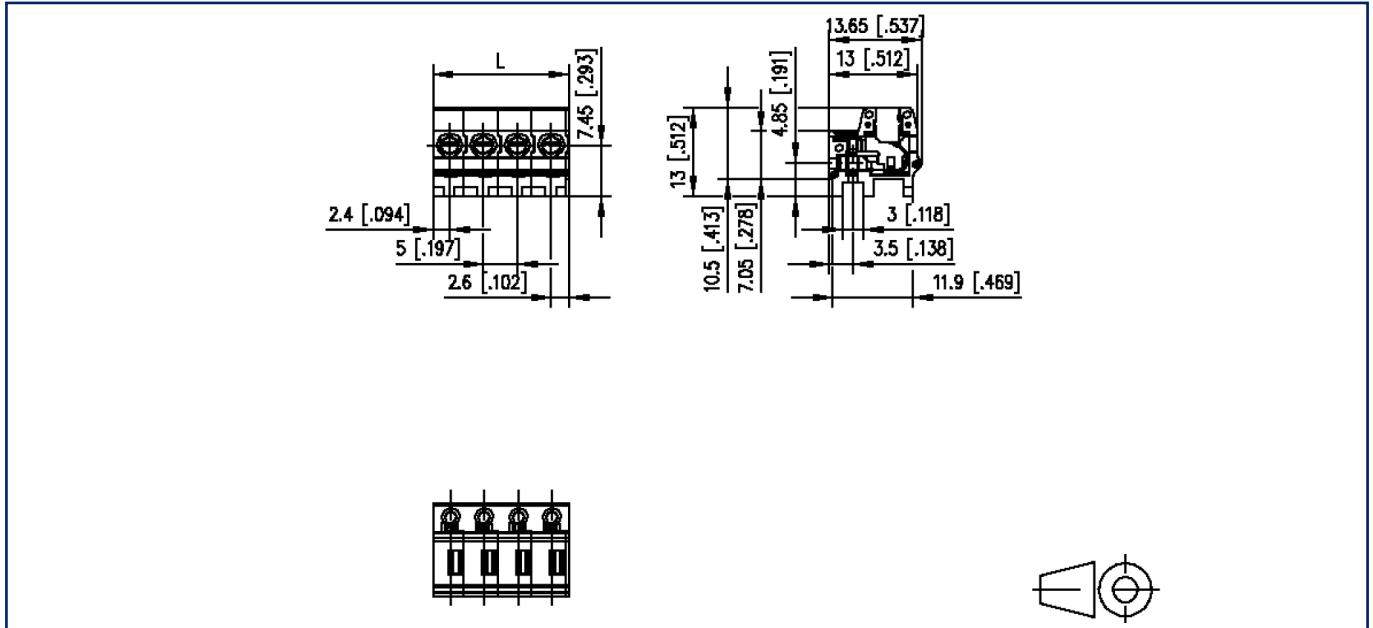
Counterpart

P/N	Designation
310461	PR035xxVBHC Typ 046



Illustrations

Dimensional drawing



$L = (\text{pole size} - 1) \times \text{centerline} + 5 \text{ mm } [0.197]$