

# Data Sheet

## RT043xxLBLC

Page 1/5

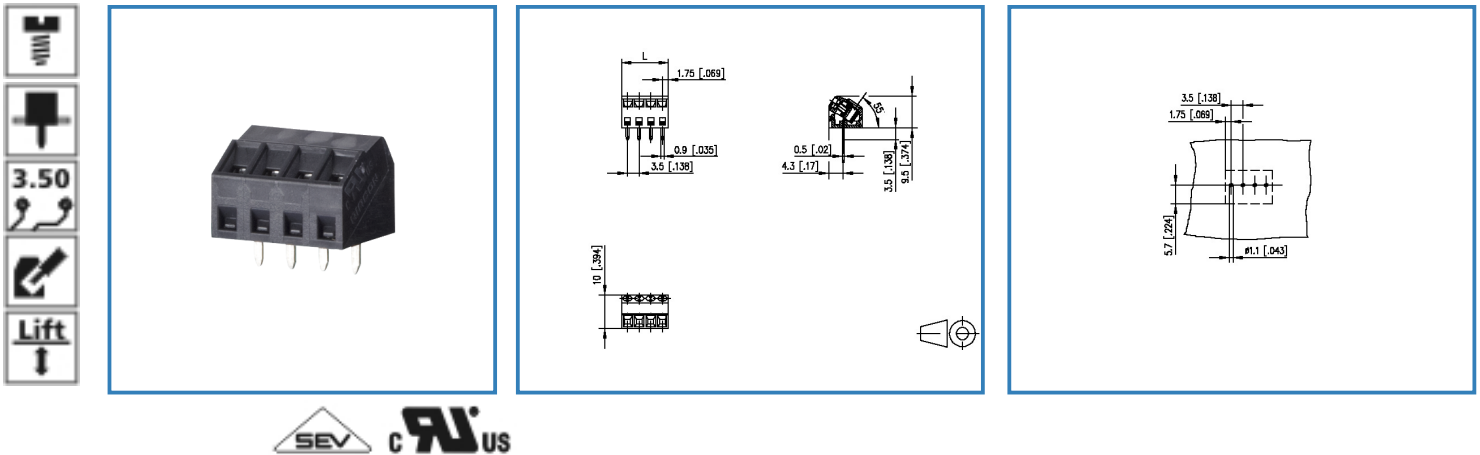
P/N

313051xx

xx=number of poles

2017/01/24

### Illustration



see enlarged drawing at the end of the document

### Product specification

- screw type terminal block, solderable
- centerline 3.50 mm, direction of connection 35°
- lift system, fittable without loss of poles
- color black

# Data Sheet

## RT043xxLBLC

### Technical Data



#### General Data

Tightening torque SEV	0.25 Nm		
Tightening torque UL	3 lb-in		
Solder pin length	3.5 mm		
min. number of poles	2		
max. number of poles	24		
Insulating material class	CTI 600		
clearance/creepage dist.	2.6 mm		
protection category	IP 20		
Overvoltage category	III	III	II
Pollution degree	3	2	2
Rated voltage	200 V	500 V	500 V
Rated test voltage	2.5 kV	2.5 kV	2.5 kV

#### Connection data

Rated wiring solid wire	0.34 - 1.5 mm <sup>2</sup> / AWG 22 - 16		
Rated wiring stranded wire	0.34 - 1.5 mm <sup>2</sup> / AWG 22 - 16		

#### Approvals

 V / A / AWG	300 / 10 / 28 - 16		
 1.0 mm <sup>2</sup>	130 V / 13.5 A / T60		

#### Material

insulating material	PA66
flammability class	V0
contact material	CuSn
Glow-Wire Flammability GWFI	960
Glow-Wire Flammability GWIT	775
contact surface	Sn
terminal body material	CuZn
terminal body surface	Ni
screw surface	Zn Cr(VI)-frei/free
screw thread	M2

#### Climatic properties

upper limit temperature	105 °C
lower limit temperature	-40 °C



# Data Sheet

## RT043xxLBLC

Page 3/5

P/N

313051xx

xx=number of poles

2017/01/24

### General

solderability	Acc. to JEDEC JESD22-B102E 245°C/5s
Tolerance	ISO 2768 -mH



# Data Sheet

## RT043xxLBLC

Page 4/5

P/N

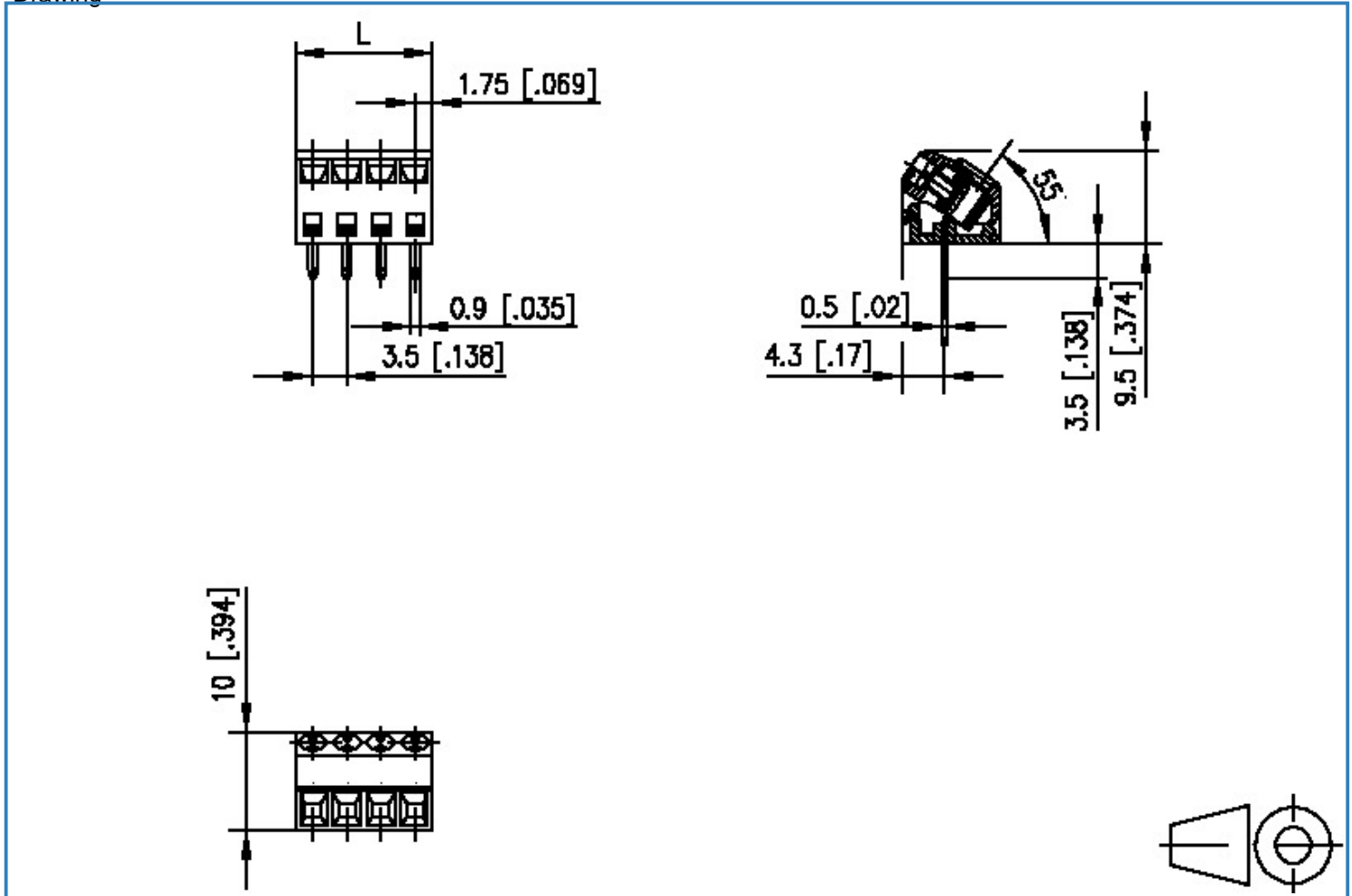
313051xx

xx=number of poles

2017/01/24

### Illustration

Drawing



$$L = (\text{pole size} - 1) \times \text{centerline} + 3.5 [0.138]$$



# Data Sheet

## RT043xxLBLC

Page 5/5

P/N

313051xx

xx=number of poles

2017/01/24

PCB Layout

