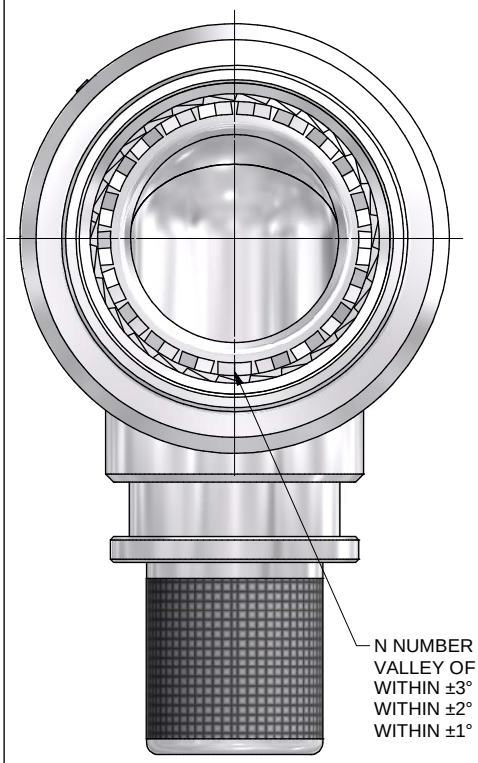

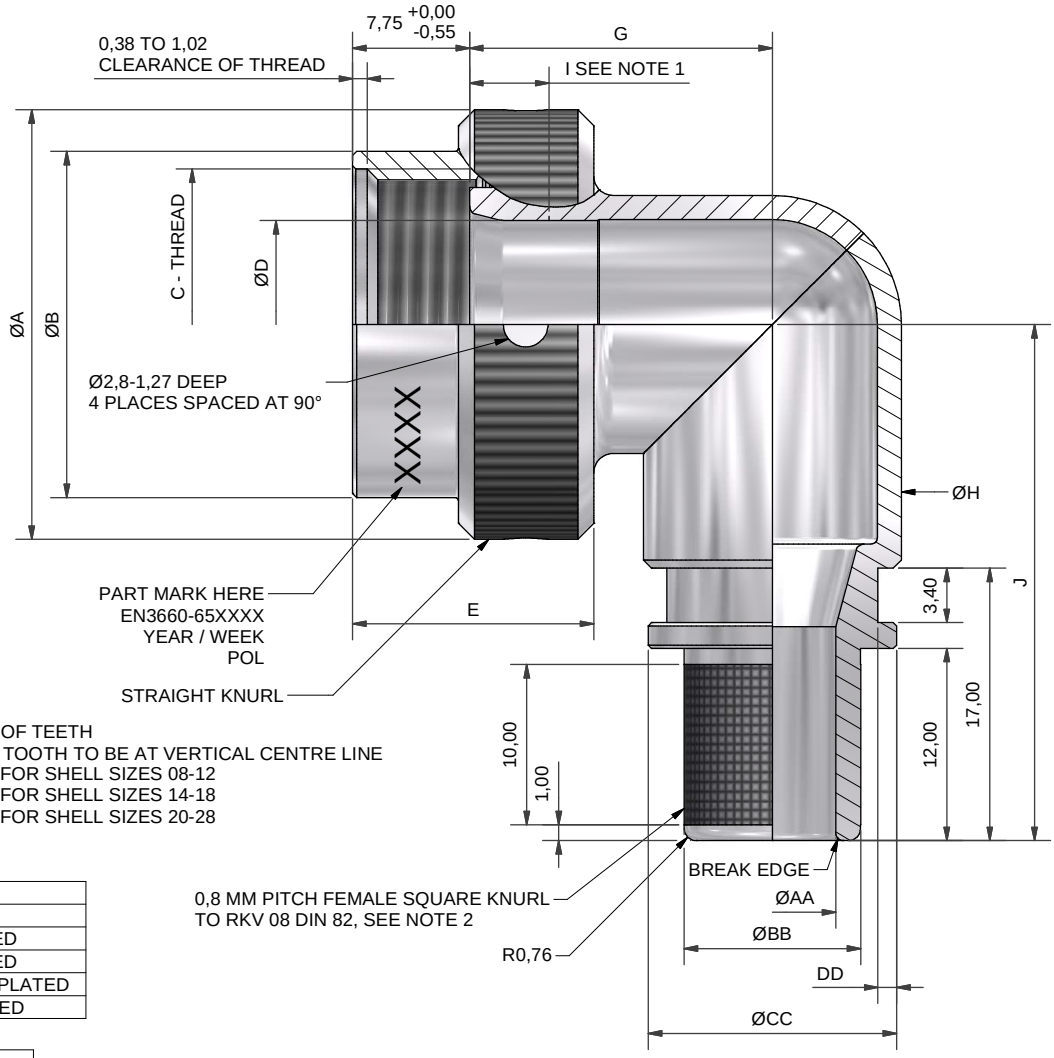

TABLE 1

CLASS	MATERIAL/FINISH
F	ALUMINIUM/NICKEL PLATED
K	STAINLESS STEEL/PASSIVATED
KE	STAINLESS STEEL/PASSIVATED
W	ALUMINIUM/OLIVE DRAB CADMIUM PLATED
Z	ALUMINIUM/ZINC NICKEL PLATED

TABLE 4

CABLE ENTRY SIZE CODE	AA +/-0,1	BB +/-0,1	CC +/-0,3	DD +0,2/-0
A	4,7	7,7	12,2	1,12
B	6,4	9,4	14,0	1,12
C	7,9	11,0	15,5	1,12
D	9,5	12,6	17,1	1,12
E	11,1	14,1	18,7	1,12
F	12,7	15,7	20,3	1,12
G	15,9	18,9	23,5	1,12
H	19,1	22,0	26,7	1,12
J	22,2	25,2	29,8	1,75
K	25,5	28,4	33,0	1,75
L	28,6	31,5	36,2	1,75
M	31,8	34,7	39,4	1,75

STAINLESS STEEL VERSION

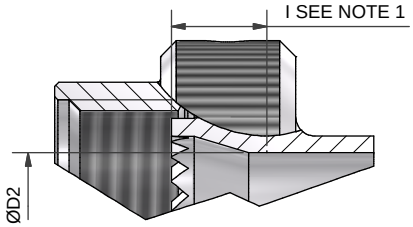

TABLE 2

SHELL SIZE	A MAX	B MAX	C THREAD	D +0/-0,25	D2 +0/-0,25	E MAX	G MAX	H MAX	J MAX	I MIN	N	MAXIMUM ENTRY SIZE
08	22,48	15,67	1/2-20 UNF	6,86	6,68 see note 3	15,30	16,10	10,20	31,05	4,95	12	B
10	25,65	18,64	5/8-24 UNEF	9,53	9,35 see note 3	15,30	17,90	13,70	34,21	4,95	15	D
12	28,83	21,79	3/4-20 UNEF	12,98	12,62 see note 3	15,30	19,40	16,80	37,95	4,95	21	F
14	32,00	24,99	7/8-20 UNEF	14,86	14,86	15,30	20,00	17,90	39,65	4,95	24	G
16	35,18	28,24	1-20 UNEF	18,03	17,73 see note 3	15,30	21,60	21,20	41,25	4,95	30	H
18	38,55	30,94	1 1/16-18 UNEF	20,04	20,04	15,30	22,60	23,20	43,75	4,95	33	H
20	41,53	34,16	1 3/16-18 UNEF	23,22	23,22	15,30	24,10	26,20	46,91	4,95	36	J
22	44,70	37,29	1 5/16-18 UNEF	26,39	26,39	15,30	25,70	29,40	50,10	4,95	39	K
24	47,89	40,46	1 7/16-18 UNEF	29,31	29,31	15,30	27,40	32,60	53,29	4,95	42	L
28	54,23	49,45	1 3/4-18 UNS	35,28	35,28	15,30	30,90	39,60	56,46	4,95	54	M

* NOTES:

1 - MINIMUM PENETRATION OF ØD OR ØD2 FROM FRONT OF SERRATIONS
2 - PLEASE NOTE THERE MAY BE CROSSOVER DEPENDENT ON DIAMETER AND PITCH
3 - APPLY TOLERANCE +0,18/-0

EN3660-065W10B

SERIES
CLASS, MATERIAL FINISH (TABLE 1)
SHELL SIZE (TABLE 2)
CABLE ENTRY SIZE CODE (TABLE 4)

DRAWN	W.RUST	DATE 04/04/2014	3RD ANGLE PROJECTION NOT TO SCALE
SALES APPR	H.TAILLANDIER	04/04/2014	
DESIGN APPR	M.PAUL	04/04/2014	UNLESS OTHERWISE SPECIFIED ALL DIMENSIONS IN MILLIMETRES GENERAL TOL LINEAR +/-0,25MM ANGULAR +/- 3°
PROD APPR	J.STEPHENSON	04/04/2014	
QUAL APPR	P.REES	04/04/2014	MATERIAL
ISSUE 1	DCR ___		SEE ABOVE
NCAGE CODE U5792		WEIGHT ___	FINISH SEE ABOVE

POLAMCO LTD
www.polamco.com

WESTON LOCK
LOWER BRISTOL ROAD
BATH BA2 1EP

ASSY USED ON: EN2997

TITLE: 90° ANTI-DECOUPLING BANDING ADAPTOR

PART NUMBER: EN3660-065****

THIS DRAWING IS COPYRIGHT AND THE PROPERTY OF POLAMCO LTD IT MUST NOT BE COPIED, USED FOR MANUFACTURE OR OTHERWISE DISCLOSED WITHOUT PRIOR WRITTEN CONSENT OF THE COMPANY.

DRAWING NO: P20030 SHT 1