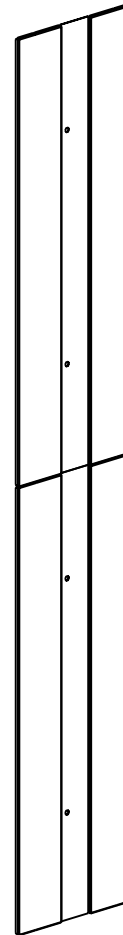
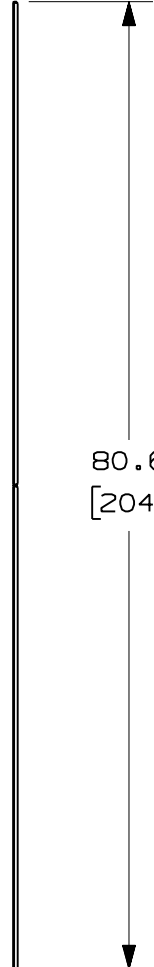
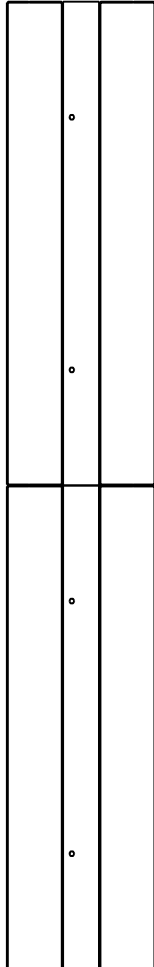
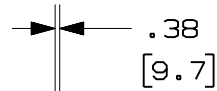
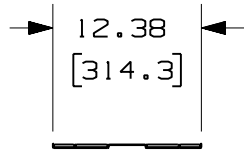


THIS COPY IS PROVIDED ON A RESTRICTED BASIS AND IS NOT TO BE USED IN ANY WAY DETRIMENTAL TO THE INTERESTS OF PANDUIT CORP.



PANDUIT P/N	WEIGHT
WMPVHC45EP	6.0 LBS/EACH 2.7 Kg/EACH

NOTES:

- VISIT OUR ON-LINE CATALOG AT WWW.PANDUIT.COM FOR A CURRENT LIST OF PRODUCTS APPLICABLE FOR USE WITH THIS PART.
- COMPONENTS:
2- END PANELS
1- HARDWARE MOUNTING KIT
- DIMENSIONS IN PARENTHESIS ARE METRIC.

MODEL FILENAME	V10338BA_6IN_ENDPANEL_00.PRT
CAD FILENAME/LAYERS	V10338BA_DC_00A.PRT
<h1>PANDUIT</h1> CORP. TINLEY PARK, ILLINOIS	
6" NETRUNNER END PANEL (WMPVHC45EP) CUSTOMER DRAWING	

UNLESS OTHERWISE SPECIFIED, DIMENSIONAL TOLERANCES ARE:			UNLESS OTHERWISE SPECIFIED,	
INCHES		[METRIC - MILLIMETER]	ANGLE	ALL DIMENSIONS ARE GIVEN
X.X	+/- 0.06	X.	+/- 1.5	IN INCHES, THIRD ANGLE PROJECTION.
X.XX	+/- 0.03	X.X	+/- 0.8	
X.XXX	+/- 0.015	X.XX	+/- 0.4	

00	7-06-06	LEE		RELEASED TO PRODUCTION	10338-04				
REV	DATE	BY	CHK	DESCRIPTION	ECN	R	CUST	SUP	OTH

DRAWN BY LEE	MAT'L:	SCALE NONE
DATE 7-06-06	SEE NOTES	DRAWING NO.
CHK'D		10338-04
		DWG A SIZE