

Base strip - DFK-MSTB 2,5/ 2-G - 0707109

Please be informed that the data shown in this PDF Document is generated from our Online Catalog. Please find the complete data in the user's documentation. Our General Terms of Use for Downloads are valid (<http://phoenixcontact.com/download>)



Plug component, Nominal current: 12 A, Rated voltage (III/2): 320 V, Number of positions: 2, Pitch: 5 mm, Connection method: Solder/Slip-on connection, Color: green, Contact surface: Tin, Assembly: Direct mounting, Accessory order no. 5030172 can only be used in conjunction with MSTB 2,5/...ST and MSTBT 2,5/...ST.


The figure shows a 10-position version of the product

Product Features

- Can be fixed in housing panels up to 6 mm thick using two M3 x 10 screws
- Outside: plug-in connection for corresponding MSTB 2,5 or FKC 2,5 plugs
- Inside: solder or 2.8 mm slip-on plug-in connection that can be combined
- Headers for assembly in a device/housing panel



Key commercial data

Packing unit	1 pc
GTIN	 4 017918 003876
Weight per Piece (excluding packing)	3.5 GRM
Custom tariff number	85366990
Country of origin	Germany

Technical data

Dimensions

Pitch	5 mm
Dimension a	5 mm

General

Range of articles	DFK-MSTB 2,5/...-G
Insulating material group	I
Rated surge voltage (III/3)	4 kV

Base strip - DFK-MSTB 2,5/ 2-G - 0707109

Technical data

General

Rated surge voltage (III/2)	4 kV
Rated surge voltage (II/2)	4 kV
Rated voltage (III/3)	320 V
Rated voltage (III/2)	320 V
Rated voltage (II/2)	630 V
Connection in acc. with standard	EN-VDE
Nominal current I _N	12 A
Nominal cross section	2.5 mm ²
Maximum load current	12 A
Insulating material	PA
Inflammability class according to UL 94	V2
Number of positions	2

Connection data

Conductor cross section solid min.	0.2 mm ²
Conductor cross section solid max.	2.5 mm ²
Conductor cross section stranded min.	0.2 mm ²
Conductor cross section stranded max.	2.5 mm ²
Conductor cross section AWG/kcmil min.	24
Conductor cross section AWG/kcmil max	12

Classifications

eCl@ss

eCl@ss 4.0	272607xx
eCl@ss 4.1	27260701
eCl@ss 5.0	27260701
eCl@ss 5.1	27141190
eCl@ss 6.0	27260704
eCl@ss 7.0	27440402
eCl@ss 8.0	27440402

ETIM

ETIM 3.0	EC001283
ETIM 4.0	EC001283
ETIM 5.0	EC001283

Base strip - DFK-MSTB 2,5/ 2-G - 0707109

Classifications

UNSPSC

UNSPSC 6.01	30211810
UNSPSC 7.0901	39121409
UNSPSC 11	39121409
UNSPSC 12.01	39121409
UNSPSC 13.2	39121409

Approvals

Approvals


Approvals


CSA / UL Recognized / VDE Gutachten mit Fertigungsüberwachung / cUL Recognized / GOST / IECCE CB Scheme / GOST / CSA / CCA / cULus Recognized

Ex Approvals

Approvals submitted


Approval details

CSA 			
	B	D	
	Nominal current IN	15 A	10 A
	Nominal voltage UN	300 V	300 V


UL Recognized 			
	B	D	
	Nominal current IN	15 A	10 A
	Nominal voltage UN	300 V	300 V

Base strip - DFK-MSTB 2,5/ 2-G - 0707109

Approvals


VDE Gutachten mit Fertigungsüberwachung 

Nominal current IN	12 A
Nominal voltage UN	250 V

cUL Recognized 


	B	D
Nominal current IN	15 A	10 A
Nominal voltage UN	300 V	300 V

GOST 

IECEE CB Scheme 

Nominal current IN	12 A
Nominal voltage UN	250 V

GOST 


CSA 

	B	D
Nominal current IN	10 A	10 A
Nominal voltage UN	300 V	300 V

Base strip - DFK-MSTB 2,5/ 2-G - 0707109

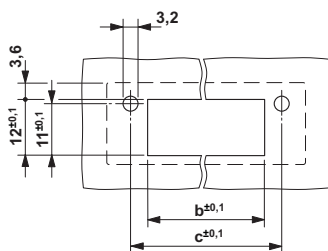
Approvals

CCA	
Nominal current I_N	12 A
Nominal voltage U_N	250 V

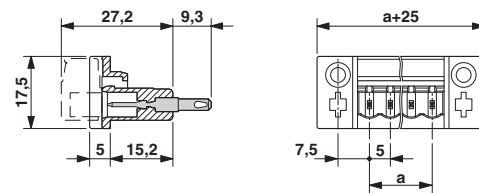


Drawings

Drilling diagram



Dimensioned drawing



Dimension b: 2.7 mm + (no. of pos. x 5.0 mm)
Dimension c: Dim. b + 7.3 mm