

Contact insert - HC-A04-I-UT-F - 1585249

Please be informed that the data shown in this PDF Document is generated from our Online Catalog. Please find the complete data in the user's documentation. Our General Terms of Use for Downloads are valid (<http://phoenixcontact.com/download>)




Contact insert, number of positions: 4+PE, size: D7, number of connections per position: 1, Socket, Screw connection, 230/400 V, 24 A, 0.5 mm² ... 2.5 mm²

Product Description

Contact insert
without wire protection, with IP65 sealing screw

Key Commercial Data

Packing unit	1 STK
GTIN	 4 046356 284974
GTIN	4046356284974

Technical data

General

Note	for housing HC-D7
Connection method	Screw connection
Tightening torque	0.25 Nm ... 0.5 Nm
Screwdriver blade	0.4 x 2.5 mm
Number of connections per position	1
Degree of pollution	3
Overvoltage category	III
Number of positions	4+PE
Insertion/withdrawal cycles	≥ 500
Size	D7
Contact numbering	1 - 4
Conductor cross section	0.5 mm ² ... 2.5 mm ²
Connection cross section AWG	20 ... 14
Stripping length of the individual wire	5 mm
Assembly instructions	Connectors may be operated only when there is no load/voltage.

Contact insert - HC-A04-I-UT-F - 1585249

Technical data

General

Connection	Already includes one IP65 sealing screw
------------	---

Ambient conditions

Ambient temperature (operation)	-40 °C ... 125 °C (including heating up of contacts)
---------------------------------	--

Material data

Contact material	Copper alloy
Contact surface material	Ag
Contact carrier material	PC
Standards/regulations	PC: Fire protection in rail vehicles - requirement sets R22, R23, and R24 acc. to DIN EN 45545-2 (Risk level HL1 - HL3)

Electrical characteristics

Rated voltage for power contacts	230/400 V
Rated voltage (III/3)	230 V (Conductor-PE) 400 V (Conductor-Conductor)
Rated surge voltage	4 kV
Rated current	24 A

Standards and Regulations

Constructional and testing regulations	IEC 61984:2008 IEC 60664-1:2007 IEC 60664-1, DIN IEC 60512
Flammability rating according to UL 94	V0

Environmental Product Compliance

REACH SVHC	Lead 7439-92-1
China RoHS	Environmentally Friendly Use Period = 50
	For details about hazardous substances go to tab "Downloads", Category "Manufacturer's declaration"

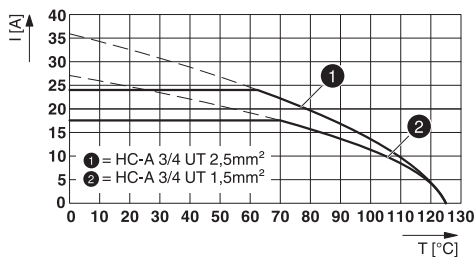
Drawings

Schematic diagram



Connector pin assignment connection side: Left pin; right socket

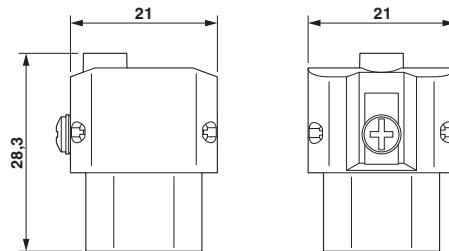
Diagram



Derating diagram

Contact insert - HC-A04-I-UT-F - 1585249

Dimensional drawing



Female insert

Approvals

Approvals

Approvals

GL / UL Recognized / CSA / EAC

Ex Approvals

Approval details

GL		http://exchange.dnv.com/tari/	6196614 HH
----	--	---	------------

UL Recognized		http://database.ul.com/cgi-bin/XYV/template/LISEXT/1FRAME/index.htm	E118976
Nominal voltage UN	600 V		
Nominal current IN	24 A		
mm ² /AWG/kcmil	14		

CSA		http://www.csagroup.org/services-industries/product-listing/	13631
Nominal voltage UN	600 V		
Nominal current IN	18 A		
mm ² /AWG/kcmil	14		

Contact insert - HC-A04-I-UT-F - 1585249

Approvals

EAC



RU C-
DE.AI30.B.01102

Phoenix Contact 2018 © - all rights reserved
<http://www.phoenixcontact.com>

PHOENIX CONTACT GmbH & Co. KG
Flachsmarktstr. 8
32825 Blomberg
Germany
Tel. +49 5235 300
Fax +49 5235 3 41200
<http://www.phoenixcontact.com>